



STARCRRAFT
MARINE
FISHING | 2017



THE INDUSTRY'S BEST WARRANTY. PERIOD.

- Limited lifetime warranty on hull and structure
- 6-year warranty on all components, carpet, upholstery and electronics
- All parts and labor
- 100% administered by Starcraft Customer Service Department
- Transferable to second owner



THE ONLY WARRANTY WITH 250 YEARS OF HERITAGE BEHIND IT.



BORN TO FISH. BUILT FOR WINNERS.

For 110+ years, the name Starcraft has stood for quality and innovation in fishing boats. We've earned our reputation through hull designs that deliver jaw-dropping performance and a smoother, drier ride – and through industry-leading construction and high-grade materials. It's this attention to detail that turns the heads of professional anglers across North America, and we are proud to build boats that help them succeed. Most importantly, we take that knowledge and apply it to great models that fit every budget. Whether you're looking for a fully-loaded, tournament-ready craft or a rugged, reliable utility, you can be sure you're getting a boat that reflects our proud heritage. Because if you were born to fish, there's a Starcraft for you.

GUIDED BY FIVE GENERATIONS OF THE SCHROCK FAMILY AND ITS PASSION FOR BOATING, STARCRAFT MARINE HAS DEVELOPED A LOYAL, EXPERIENCED NETWORK OF EMPLOYEES AND DEALERS, SO THAT WE CAN DELIVER THE INDUSTRY'S BEST SERVICE AND LIFETIME +6 WARRANTY. IT'S PEACE OF MIND THAT WE'LL BE HERE FOR GENERATIONS TO COME.

Caleb Barrett, Fifth Generation
Schrock Family Member



Cinda (Schrock)
McKinney



Susan (Schrock) Graff

Sara (Schrock) Barrett,
Cinda (Schrock) McKinney

Sara (Schrock) Barrett



Susan (Schrock) Graff



OUR COMMITMENT TO YOU: SUPERIOR CRAFTSMANSHIP.

As passionate anglers, we know firsthand all the things that create a better fishing experience. It starts with better materials, superior construction methods and innovative hull designs that deliver the very best ride and handling in all types of water. It also means delivering better fishing foundations: larger bow platforms, state-of-the-art livewells, exciting consoles and plenty of secure rod storage. And it's topped off with top-quality factory-installed features and an impressive, durable paint finish that's worthy of carrying our name.



HEAVY GAUGE ALUMINUM is de-coiled into flat sheets that are ready to be cut, bent and molded for production.



CNC ROUTED parts are cut out on a router to the exact dimensions to fit perfectly into every boat.



ONE-PIECE ALUMINUM BOTTOM is folded and molded to the greatest intrinsic shape.



RIVETED for superior strength, allowing the flexing needed for a smooth, dry ride.



5052 H34 Marine grade 100-gauge aluminum resists dents, dings and corrosion for years of reliability.



THROUGH BOLTED TRANSOM BRACES allow for the high horsepower engines.



POWER-TRAC HULL® combines longitudinal, machine-formed ribs with Starcraft's exclusive Torsion Beam Construction (TBC) stringer system that flexes with the waves instead of against them, providing greater strength and a smoother ride.



7-LAYER PLYWOOD FLOORS injected with urethane foam deliver maximum buoyancy, and all carpet and vinyl is installed with spray adhesive to avoid any loose fitting materials.



FULL PAINTED HULLS are first primed before painting and baked twice to provide showroom looks for years to come.



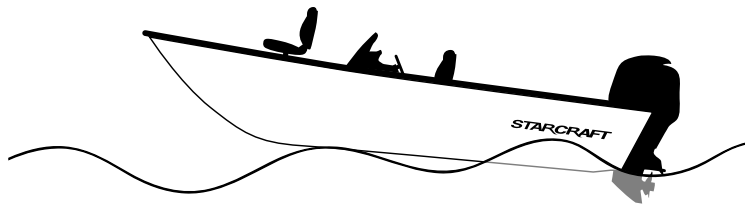
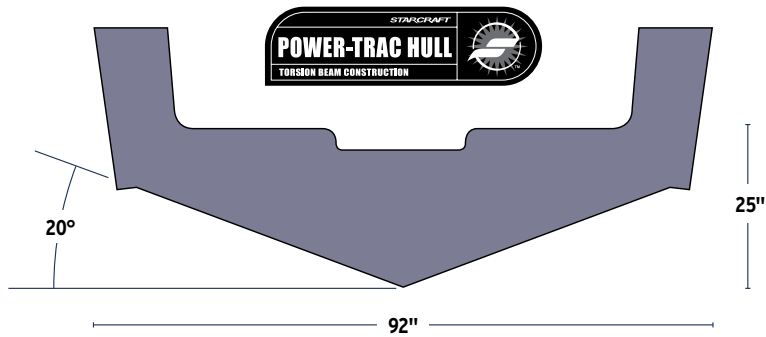
ALL DECALS are installed by hand, giving the boat a finished look that is unmatched.






EXCLUSIVE PERFORMANCE OF THE POWER-TRAC HULL®

A smoother ride at higher speeds depends on a better hull design. Starcraft Power-Trac Hull features a greater angle of deadrise that works in combination with the exclusive Torsion Beam Construction (TBC) stringer system to deliver game-changing performance. Longitudinal machine-formed ribs flex with the chop to minimize pounding even in rough water.



SOFT & SMOOTH RE-ENTRY: When it comes to rough water, a great ride depends on the re-entry of a boat. Starcraft's exclusive Power-Trac Hull and aggressive deadrise at transom in combination account for one of the softest rides in rough water.



STATE-OF-THE-ART LIVEWELLS: CONVENIENT, RELIABLE

You can count on Starcraft for large-capacity, state-of-the-art aerated livewells to hold your catch and keep it fresh all day. Select models feature an aerated, timed and recirculating livewell with an integrated baitwell and oxygenator.



FRESHCATCH LIVEWELL: Our aerated livewells are timed for convenience and feature a PowerStream nozzle, a single bilge and black thru-hulls.

FRESHCATCH PRO LIVEWELL: Our pro livewells are aerated and timed and feature a recirculating pump to move more water and oxygen into the tanks to keep fish active. Highlights include a PowerStream aerator, black thru-hulls and PowerStream nozzle.



You can count on Starcraft fishing boats to be backed by the industry's best warranty. The exclusive Lifetime +6 warranty provides a limited lifetime warranty on the hull and structure and a 6-year warranty on all components, including carpet, upholstery and electronics. The warranty covers all parts and labor and is transferable to a second owner.



BOW PLATFORMS

Starcraft fishing boats feature wide beams and large, open casting platforms. Flush in-floor storage and livewells give you unobstructed space for maneuvering. And the enhanced interior depth of our deep-V hulls provide added safety in rough conditions.



CONSOLES

Starcraft deluxe consoles are sleek and contemporary with sports car styling and ergonomic comfort at the helm. Select models feature a full array of fog-free gauges, hydraulic steering, lighted rocker switches, and space to conveniently mount a sonar unit.



ROD STORAGE

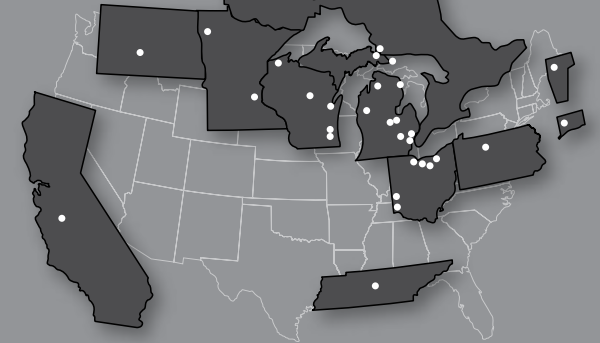
Our rod storage spaces are designed to give you the ability to take and easily access all your favorite gear. Select models feature lockable bow in-floor center storage that safely stows up to eight rods.

PREFERRED BY THE PROS.

Starcraft is proud to sponsor a corps of elite professionals competing at both the local and national level throughout North America. With numerous World Championship and Team of the Year titles to their credit, Team Starcraft demands a superior level of performance and reliability that's passed on to our recreational and semi-pro customers. Feedback from the team helps us to continually fine-tune our design process and build a better boat that every fisherman can take pride in.



PRO TEAM



- | | |
|---|--|
| 1 Bob Angello
Nashville, TN | 18 Nathan Seiferlein
Chesterfield, MI |
| 2 Jeff Boutin
Mequon, WI | 19 Jeff Seyka
Milford, MI |
| 3 Mark Broderick
Blaine, MN | 20 Darrell Wood
Sandusky, OH |
| 4 Ed Clements
Bay City, MI | 21 Greg Yarbrough, Team Captain
Port Clinton, OH |
| 5 Kurt Doller
Sandusky, OH | 22 Gary Zart
Parma, OH |
| 6 Leon Dykas
Torrington, CT | 23 Nicholas Zart
Parma, OH |
| 7 Roger George
Fresno, CA | 24 Chad Thompson
Maple, WI |
| 8 Joe Giuliani
Sault Ste Marie, Ontario, Canada | 25 Chad Yohe
Zahl, ND |
| 9 Greg Gorsuch
Sault Ste Marie, MI | 26 Anna Yohe
Zahl, ND |
| 10 Conrad Grubbs
Roulette, PA | 27 Luke Wassegijg
Wikwemikong, Manitoulin Island,
Ontario, Canada |
| 11 Brian Holmer
Thief River Falls, MN | 28 Ron Winter
Essex Junction, VT |
| 12 Randy Kisley
Mount Pleasant, WI | 29 Dan VanMassenhove
Alpena, MI |
| 13 Jeffrey Manz
Vanderbilt, MI | 30 Bill Murray
Brighton, MI |
| 14 Larry Rhoads II
Oregonia, OH | 31 Mark Carr
Perrysville, OH |
| 15 Mark Romanack
Tustin, MI | 32 Zak Jobs
Barberton, OH |
| 16 Ryan Sagady
Bay City, MI | 33 Tim "The Barbarian"
Boetsch
Sunbury, PA |
| 17 Ryan Buddie
North Ridgeville, OH | |



Keep up with Starcraft professionals at teamstarcraft.com and view tournament leader boards and team bios. You can also find tips from the pros for a variety of fish species and fishing styles.

STARCRAFT FISHING SERIES



FISHMASTER

Harness the spirit of the open water and enjoy superior control in challenging conditions. With the Fishmaster's wide beam, deep interior, large fuel capacity and amped up horsepower – you've never been more in command.



SUPERFISHERMAN

Turn fishing into a team pursuit with a versatile craft specially designed to accommodate more crew and more gear. The Superfisherman lets you enjoy family time and hours of water play without compromising its core fishing capabilities.



TITAN

Put more action in your next excursion with the roomy, well-equipped Titan. A modern, innovative console and abundant amenities for the serious angler deliver a pro-style experience at a budget-conscious price.



STX

The tournament-ready STX features a spacious floorplan, large capacity livewells and all your favorite features so you can fish like a pro.



STARFISH

The versatile Starfish is the ideal choice for serious anglers who want to easily convert to water sports and family fun.



RENEGADE

Die-hard outdoorsmen, you've met your match in the rugged and reliable Renegade. Whether you're loading a surplus of gear and shoving off for the pre-dawn catch or stealing away for an all-day outing, this layout adapts to your every need.



STEALTH

Step up to a Stealth and enjoy a world of great fishing at an unbeatable value. Legendary quality and reliability means this is a boat you're sure to pass down to the next generation.



SELECT

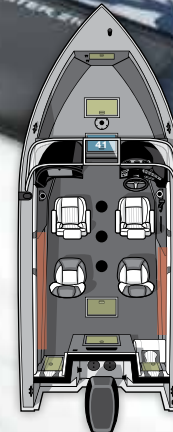
Everything you need and nothing you don't is the mantra of the Select series. A best value that delivers the best of times on the water, all your bases are covered in this rugged, reliable craft.

FISHMASTER

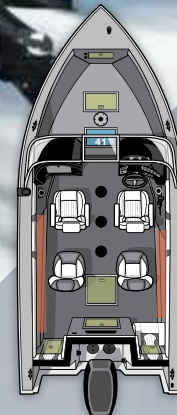
FISHMASTER 210
Shown with Optional Equipment, Trolling Motor & Sonar Unit



COLORS: Matte Black with Blue Stripe Matte Black with Red Stripe Matte Black with White Stripe



FISHMASTER 210



FISHMASTER 196

BUILT FOR OPEN WATER. DESIGNED FOR TOTAL CONTROL.

Fishmaster is the big-water angler's best choice with its deeper V and wave-taming toughness. From its spacious open floorplan to the generous windshield-protected cockpit and state-of-the-art dash with flush mount display, the Fishmaster is a serious water warrior for the experienced fisherman. A redesigned Bimini top allows for forward radar positioning, making it easier to fish from the stern. Roomy port and starboard rod storage and removable jump seats add versatility, and the all-vinyl flooring makes cleanup a snap.



FISHMASTER 196
Shown with Optional Equipment, Trolling Motor & Sonar Unit



STANDARD FEATURES:

- Lifetime +6 Warranty
- 7-Ply Pressure Treated Floor/Deck
- Low Back Helm Chair with Slider
- In-Floor Storage
- Convertible Rear Seating
- Center Bow 41-Gallon Livewell
- Full Vinyl Cockpit and Casting Platform for Easy Cleanup and Durability
- Fisherman's Top
- Wraparound Windshield
- Four Wood-Free Fishing Seats
- Hydraulic Tilt Steering
- Power-Trac Hull
- PRV250 Infinity AM/FM Stereo with Bluetooth®
- Center Storage Box

POPULAR OPTIONS:

- Sonar Unit
- 12/24V Trolling Motor
- Battery Charger
- Additional Wood-Free Fishing Seat
- High Back Helm Chair
- Fuel/Water Separator
- Kicker Engine Pre-Rig
- Snap-On Cover
- Full Enclosure (Side, Aft, Walk-Through and Bow Curtains)
- Full Enclosure with Drop Down Curtain
- Bimini Top with Visor
- Snap-In Carpet
- Depth Gauge
- Trailerable Ratchet Cover
- Bert's Custom Tackle Pro Package
- Bert's Custom Big Water Package

	Max. HP	Fuel Capacity (gal.)	Length Overall	Beam	Weight (lb) (boat only)	Capacity (persons/lb)	Interior Depth	Seats	Depth	Transom Height (engine)	Bottom Gauge	Side Gauge	Deadrise (deg. at transom)
FISHMASTER 210	250	52	20' 10"	101"	1598	(10) 1341	31"	4	51"	XLS	.125"	.080"	15°
FISHMASTER 196	200	52	19' 9"	100"	1430	(9) 1350	31"	4	49"	XLS	.125"	.080"	19°

A CONSOLE: A true fisherman's friend, with easy-to-read lighted gauges, rocker switches, AM/FM J-Port, 12-volt power point and ample room for an optional 9" display sonar unit.

B BOW FRESHCATCH LIVEWELL: Our aerated livewells are timed for convenience and feature a PowerStream nozzle, a single bilge and black thru-hulls.

C REMOVABLE JUMP SEAT: The jump seat can be easily removed for better access to the water.

D LOW BACK HELM CHAIR: Provides excellent lower lumbar support and features retractable armrests for maximum comfort at the helm.

SUPERFISHERMAN

THE PERFECT FISHING BOAT FOR SERIOUS THRILL-SEEKERS.

Amp up the versatility with a rugged boat that seamlessly marries great fishing with high-powered water sports. The ultimate summer is yours for the taking when you're at the helm of the largest Fish-n-Ski style craft on the market. Amenities include a flexible bow design that converts from walk-in to full platform, an oversized motor pan for angling out the back and a modern dash with flush mount MFD options. Enjoy in-floor storage for up to six rods along with a deep aerated livewell for your fresh catch. Options such as a ski pylon and Power Package allow for custom enhancements that translate to extraordinary performance.



SUPERFISHERMAN 186
Shown with Optional Mounted 60" Bert's Custom Tackle Rod Tracks



STANDARD FEATURES:

- Lifetime +6 Warranty
- 7-Ply Pressure Treated Floor/Deck
- In-Floor Rod Storage
- Fuel, Speed, Tach, Volt Gauges
- PRV250 Infinity AM/FM Stereo with Bluetooth®
- Courtesy Lights
- Power Point
- Three Wood-Free Fishing Seats
- Hydraulic Steering
- Power-Trac Hull

POPULAR OPTIONS:

- All-Weather Package
- Sonar Unit
- 12/24V Trolling Motor
- Battery Charger
- Additional Wood-Free Fishing Seat
- Fuel/Water Separator
- Bow Cushion Seat
- Ski Tow
- Snap-On Cover
- Full Enclosure with Bow Cover (Side, Aft, Walk-Through Curtains)
- Bimini Top with Visor
- Depth Gauge
- Stainless Steel Three-Step Boarding Ladder
- Trailerable Ratchet Cover

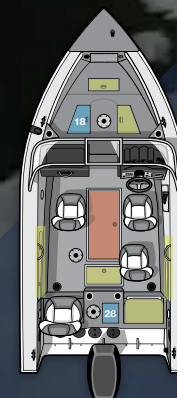
	Max. HP	Fuel Capacity (gal.)	Length Overall	Beam	Weight (lb) (boat only)	Capacity (persons/lb)	Interior Depth	Seats	Depth	Transom Height (engine)	Bottom Gauge	Side Gauge	Deadrise (deg. at transom)
SUPERFISHERMAN 186	200	32	18' 7"	100"	1333	(9) 1215	29"	3	49"	XLS	.100"	.080"	19°

- A CONSOLE:** Easy-to-read lighted gauges, rocker switches, AM/FM J-Port, 12-volt power point and ample room for an optional 9" display sonar unit.
- B CONVERTIBLE BOW:** The flexible bow design easily converts from a walk-through to a full platform to suit all your water sports needs.
- C WOOD-FREE FISHING SEAT:** With a removable, wood-free swivel seat, you'll enjoy a comfortable day on the water for years to come.
- D STERN FRESHCATCH LIVEWELL:** Our aerated livewells are timed for convenience and feature a PowerStream nozzle, a single bilge and black thru-hulls.
- E ROD STORAGE:** Stow up to six 8' rods safely and conveniently with easily accessible in-floor storage.

SUPERFISHERMAN 186
Shown with Optional Equipment, Trolling Motor & Sonar Unit



COLORS:



SUPERFISHERMAN 186

TITAN

TITAN 186

Shown with Optional Equipment, including Trolling Motor, Sonar Unit, Bert's Custom Rod Tracks & Three-Step Boarding Ladder

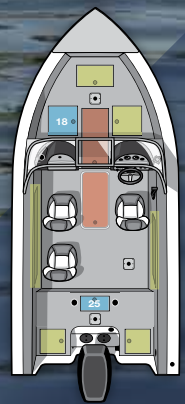


COLORS:

Matte Black with Blue Stripe

Matte Black with Red Stripe

Matte Black with White Stripe



TITAN 186

AN EPIC EXPERIENCE FOR THE ENTIRE CREW.

Load the family and all your gear for an action-packed day trip filled with fishing and water fun. The fully loaded Titan happily accommodates captain and crew with its full sea weave cockpit floor, modern lighted dash, stereo with MP3 port and a walk-in cushioned bow. When it's time to hang up the rods, safely stow your gear in the roomy in-floor locker and keep your catch fresh in the large-capacity bow and stern aerated livewells. Easily transition into cruise and sport mode by flipping up the stern casting platform to reveal additional seating, or by adding an optional integrated ski pylon.



TITAN 186



STANDARD FEATURES:

- Lifetime +6 Warranty
- 7-Ply Pressure Treated Floor/Deck
- Slider on Helm Chair
- In-Floor Storage
- Fuel, Speed, Tach, Volt Gauges
- PRV250 AM/FM Stereo with Bluetooth®
- Courtesy Lights
- Full Vinyl Cockpit and Casting Platform
- Bow Cushion Seat
- Power Point
- Three Wood-Free Fishing Seats
- Hydraulic Steering
- Power-Trac Hull

POPULAR OPTIONS:

- All-Weather Package
- Power Package
- Bert's Custom Tackle Angler Tube Pro Package
- Sonar Unit
- 12/24V Trolling Motor
- Battery Charger
- Additional Wood-Free Fishing Seat
- Fuel/Water Separator
- Ski Tow
- Snap-On Cover
- Bimini Top with Visor
- Full Enclosure (Side, Aft, Walk-Through and Bow Curtains)
- Snap-In Carpet
- Depth Gauge
- Three-Step Boarding Ladder
- Trailerable Ratchet Cover

	Max. HP	Fuel Capacity (gal.)	Length Overall	Beam	Weight (lb) (boat only)	Capacity (persons/lb)	Interior Depth	Seats	Depth	Transom Height (engine)	Bottom Gauge	Side Gauge	Deadrise (deg. at transom)
TITAN 186	175	27	18' 6"	99"	1450	(8) 1750	28"	3	35"	25	.125"	.080"	17°



A CONSOLE: Throttle up in full control at the impressive console, featuring chrome-accented gauges, lighted rocker switches, a spoked wheel and space for an optional 9" sonar unit.

B WOOD-FREE FISHING SEAT: Starcraft fishing seats feature state-of-the-art ergonomic comfort and styling in a space-saving design.

C ROD STORAGE: Safely stow your 7' rods in this spacious lockable in-floor storage.

D CONVERTIBLE REAR SEATING: Simply flip up the rear deck to provide additional seating when you need it.

E IN-FLOOR STORAGE: Titan offers plenty of lockable rod storage, including this in-floor space for 8'6" rods that easily converts to a ski locker.

STX

A RELENTLESS COMPETITOR, DESIGNED BY OUR PROS.

Born of years of tournament experience, the Starcraft STX series is designed to out-fish the competition. With its sleek low profile, abundant storage and pro fishing amenities, it's ideal for open water walleye fishing. The STX 2050 comes equally equipped with top-of-the-line features like a modern dash with full gauge and flush mount MFD options that give you that same tournament-ready edge in an aluminum hull format.



STX 2050



STANDARD FEATURES:

- Lifetime +6 Warranty
- 7-Ply Pressure Treated Plywood
- Hydraulic Tilt Steering
- Oxygenator
- High Pressure Wash Down System
- Power-Trac Hull
- Full Length Splash Pan
- Four Wood-Free Fishing Seats
- 54-Inch, 36-Gallon Large Aerated Stern Livewell with Baitwell

POPULAR OPTIONS:

- Bert's Custom Tackle Starter Cradle Package
- Sonar Unit
- 12/24V Trolling Motor
- Captain's Chair Helm Seat
- Additional Wood-Free Fishing Seat
- Fuel/Water Separator
- Snap-On Mooring Cover
- Full Enclosure (Side, Aft, Walk-Through and Bow Curtains)
- Bimini Top with Visor
- Snap-In Carpet
- Depth Gauge
- Pro Fisherman Wrap
- Trailerable Ratchet Cover

	Max. HP	Fuel Capacity (gal.)	Length Overall	Beam	Weight (lb) (boat only)	Capacity (persons/lb)	Interior Depth	Seats	Depth	Transom Height (engine)	Bottom Gauge	Side Gauge	Deadrise (deg. at transom)
STX 2050	250	52	20' 2"	100"	1650	(10) 1341	24"	4	42.5"	XLS	.125"	.080"	19°

- A OPTIONAL CAPTAIN'S CHAIR:** Find ultimate comfort and durability in our reclining captain's chair with adjustable cushioned headrest and self-leveling armrests.
- B CONSOLE:** Easy-to-read lighted gauges, rocker switches, AM/FM J-Port, 12-volt power point and ample room for a sonar unit.
- C CENTER BOW ROD STORAGE:** Keep your most important accessories safe and secure with lockable center storage for up to eight 8-foot rods.
- D FRESHCATCH PRO LIVEWELL:** Our pro livewells are aerated and timed and feature a recirculating pump to move more water and oxygen into the tanks to keep fish active. Highlights include a PowerStream aerator, black thru-hulls and PowerStream nozzle.

STX 2050

Shown with Optional Equipment, Trolling Motor, Sonar Unit & Pro Wrap



EVINRUDE
E-TEC



COLORS:

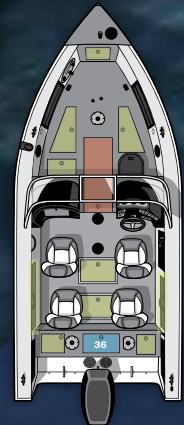
Matte Black
with Blue Stripe



Matte Black
with Red Stripe



Matte Black
with White Stripe



STX 2050

STARFISH

STARFISH 176 FISH & SKI

Shown with Family Ski Package and Optional Equipment, including Trolling Motor, Sonar Unit, Ski Tow & Bow Cushions

FAMILY SKI PACKAGE INCLUDES:

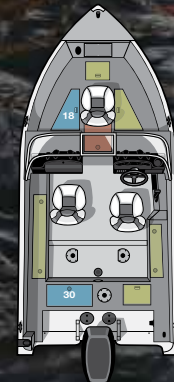
- Ski Pylon
- Three-Step Boarding Ladder
- Bow Cushions



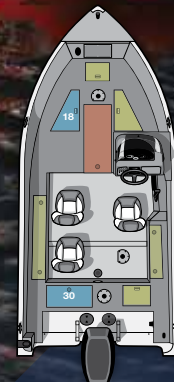
COLORS:

Matte Black with Blue Stripe

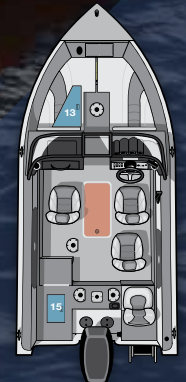
Matte Black with Red Stripe



STARFISH 176 DC



STARFISH 176 SC



STARFISH 176 DC FISH & SKI

CAST AND CRUISE IN ALL DAY COMFORT.

A spacious craft renowned for its maneuverability and performance on the water, the Starfish Series is a superb choice for those who like to change up their itinerary. Optimal layouts are available to custom tailor a boat to suit your unique needs. The Fish & Ski comes equipped with flip-up seats, a cushioned bow and three-step boarding ladder for easy water access. For the serious fisherman, the dual- and single-console models feature convenient rod storage, a generous bow casting deck and a dual livewell layout for fishing off the bow and stern.



STARFISH 176 DC
Shown with Optional Bimini Top w/Visor



STANDARD FEATURES:

- Lifetime +6 Warranty
- Power-Trac Hull
- Double Riveted Seams
- 7-Ply Pressure Treated Floor/Deck
- Three Wood-Free Fishing Seats
- Fuel, Speed, Tach, Volt Gauges
- AM/FM Stereo
- 30-Gallon Stern Livewell (176 DC & 176 SC)
- 15-Gallon Aerated Stern Livewell (Fish & Ski)
- Power Point
- Circuit Breakers

POPULAR OPTIONS:

- Power Package
- Family Ski Package (Fish & Ski)
- Sonar Unit
- 12/24V Trolling Motor
- Battery Charger
- Additional Wood-Free Fishing Seat
- Ski Pylon (Fish & Ski)
- Trailerable Ratchet Cover
- Snap-In Carpet
- Snap-On Cover
- Full Enclosure (Side, Aft, Walk-Through and Bow Curtains) (Side N/A on 176 SC)
- Bimini Top with Visor (N/A on 176 SC)
- Bow Cushion Set (Fish & Ski)
- Three-Step Stainless Steel Boarding Ladder
- Sea Star Hydraulic Steering

	Max. HP	Fuel Capacity (gal.)	Length Overall	Beam	Weight (lb) (boat only)	Capacity (persons/lb)	Interior Depth	Seats	Depth	Transom Height (engine)	Bottom Gauge	Side Gauge	Deadrise (deg. at transom)
STARFISH 176 DC	150	32	17' 8"	92"	1176	(7) 950	27"	3	44"	LS	.100"	.080"	17°
STARFISH 176 SC	150	32	17' 8"	92"	1176	(7) 950	27"	3	44"	LS	.100"	.080"	17°
STARFISH 176 DC FISH & SKI	150	32	17' 8"	92"	1176	(7) 950	27"	3	44"	LS	.100"	.080"	17°

A CONSOLE: Easy-to-read lighted gauges, rocker switches, AM/FM J-Port, 12-volt power point and ample room for a sonar unit.

B STERN FRESHCATCH LIVEWELL: Our aerated livewells are timed for convenience and feature a PowerStream nozzle, a single bilge and black thru-hulls.

C WOOD-FREE FISHING SEAT: With a removable, wood-free swivel seat, you'll enjoy a comfortable day on the water for years to come.

D ROD STORAGE: Keep your fishing rods safe, out of the way and organized in this convenient rod storage compartment that holds 7' rods.

E REAR FLIP-UP JUMP SEATS: In the 176 Fish & Ski model, rear flip-up jump seats give you more space on the casting platform or more places to sit – all with a simple flip (shown with optional ski pylon).


RENEGADE

ATTITUDE TO MATCH YOUR A-GAME.

From open water to your favorite cove, the versatile Renegade is a great fish-fighter. With tiller, single- and dual-console models to suit your preference, it features two livewells, center bow and in-floor rod and ski storage, plus easy-to-clean vinyl cockpit floors, seating and casting decks. Level up your game with a Power Package upgrade featuring a trolling motor, sonar unit and flush mount dash, and accommodate extra crew with an optional stern flip-down bench.



RENEGADE 168 DC



STANDARD FEATURES:

- Lifetime +6 Warranty
- 7-Ply Pressure Treated Floor/Deck
- Two Wood-Free Fishing Seats
- Two Pro Capacity Livewells (Bow: 18-Gallon with Bait Bucket, Stern: 25-Gallon)
- Fuel, Speed, Tach, Volt Gauges
- Lockable Center Rod Storage
- Lockable In-Floor Storage
- Durable Vinyl Cockpits and Casting Platforms

POPULAR OPTIONS:

- Power Package
- Sonar Unit
- 12/24V Trolling Motor
- Battery Charger
- Additional Wood-Free Fishing Seat
- Stainless Steel Three-Step Boarding Ladder
- Trailerable Ratchet Cover
- Snap-On Cover
- Bimini Top with Visor (168 DC Only)
- Full Enclosure with Bow Cover (Side, Aft, Drop, Walk-Thru Curtains) (168 DC Only)
- Snap-In Carpet
- PRV19 Millenia AM/FM Stereo with Bluetooth®

A CONSOLE: Renegade offers a full console with chrome-accented gauges and space for an optional sonar unit. It also accommodates an optional AM/FM Millenia PRV19 stereo with Bluetooth®.

B WOOD-FREE FISHING SEAT: Starcraft fishing seats feature state-of-the-art ergonomic comfort and styling in a space-saving design.

C ROD STORAGE: Safely stow your 7'6" rods in the spacious lockable rod storage.

D STERN FRESHCATCH LIVEWELL: Our aerated livewells are timed for convenience and feature a PowerStream nozzle, a single bilge and black thru-hulls.

	Max. HP	Fuel Capacity (gal.)	Length Overall	Beam	Weight (lb) (boat only)	Capacity (persons/lb)	Interior Depth	Seats	Depth	Transom Height (engine)	Bottom Gauge	Side Gauge	Deadrise (deg. at transom)
RENEGADE 168 DC	90	24	16' 11"	89"	975	(6) 900	22"	2	32"	20	.125"	.080"	12°
RENEGADE 168 SC	90	24	16' 11"	89"	950	(6) 900	22"	2	32"	20	.100"	.080"	12°
RENEGADE 168 TL	90	24	16' 11"	89"	925	(6) 900	22"	2	32"	20	.100"	.080"	12°

RENEGADE 168 SC

Shown with Optional Equipment, Trolling Motor & Sonar Unit



COLORS:

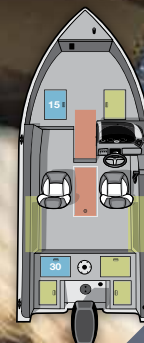
Matte Black with Blue Stripe



Matte Black with Red Stripe



RENEGADE 168 DC



RENEGADE 168 SC



RENEGADE 168 TL

STEALTH

STEALTH 166 SC
Shown with Optional Equipment, Trolling Motor,
Sonar Unit and Convertible Rear Bench

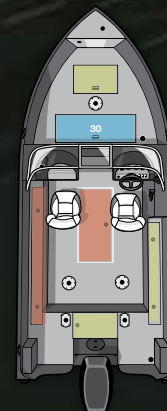


COLORS:

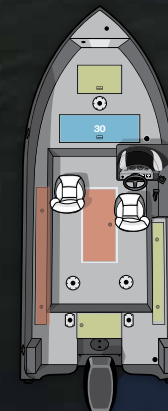
Matte Black with Blue Stripe



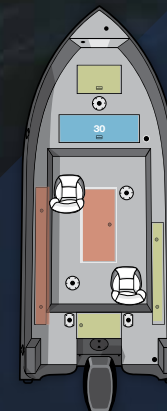
Matte Black with Red Stripe



STEALTH 166 DC



STEALTH 166 SC



STEALTH 166 TL

FISHING-FOCUSED. BUDGET-MINDED.

The Starcraft Stealth offers everything the serious angler needs for a successful mission at a price point that won't rock the boat. From the removable fuel tank and detachable swivel seats to in-floor rod storage and a generous livewell along with additional storage at the bow, this compact craft is loaded with amenities on par with a larger, more expensive boat. Washing and maintenance are a breeze thanks to the full vinyl cockpit floors and casting decks.



STANDARD FEATURES:

- Lifetime +6 Warranty
- 7-Ply Pressure Treated Floor/Deck
- Two Wood-Free Fishing Seats
- 25-Gallon Aerated Bow Livewell
- Fuel, Speed, Tach, Volt Gauges
- Under Console Storage
- In-Floor Rod Storage (Holds 8 Rods)
- Durable Vinyl Cockpits and Casting Platforms

POPULAR OPTIONS:

- Power Package Upgrade
- Sonar Unit
- 12/24V Trolling Motor
- Battery Charger
- Additional Wood-Free Fishing Seat
- Convertible Rear Bench
- Stainless Steel Three-Step Boarding Ladder
- Snap-On Cover
- Trailerable Ratchet Cover
- Bimini Top with Visor (N/A on SC & TL)
- Full Enclosure with Drop Down Curtain (Fishmaster Only)
- Full Enclosure with Bow Cover (Side, Aft, Drop, Walk-Thru Curtains) (N/A on SC & TL)
- Snap-In Carpet
- PRV19 Millenia AM/FM Stereo with Bluetooth®
- Depth Gauge (N/A on TL)



A CONSOLE: Stealth offers a full console with chrome-accented gauges and space for an optional sonar unit. It also accommodates an optional AM/FM Millenia PRV19 stereo with Bluetooth®.

B BOW CASTING PLATFORM: The spacious, unobstructed bow casting platform features full vinyl flooring for maximum durability and easy wash down.

C BOW FRESHCATCH LIVEWELL: Our aerated livewells are timed for convenience and feature a PowerStream nozzle, a single bilge and black thru-hulls.

D OPTIONAL CONVERTIBLE REAR SEATING: The rear casting deck easily flips up to provide versatile bench seating.

E WOOD-FREE FISHING SEAT: Starcraft fishing seats feature state-of-the-art ergonomic comfort and styling in a space-saving design.

	Max. HP	Fuel Capacity (gal.)	Length Overall	Beam	Weight (lb) (boat only)	Capacity (persons/lb)	Interior Depth	Seats	Depth	Transom Height (engine)	Bottom Gauge	Side Gauge	Deadrise (deg. at transom)
STEALTH 166 DC	90	12	16' 2"	82"	850	(6) 900	21"	2	31"	20	.080"	.070"	19°
STEALTH 166 SC	90	12	16' 2"	82"	850	(6) 900	21"	2	31"	20	.080"	.070"	19°
STEALTH 166 TL	90	12	16' 2"	82"	830	(6) 900	21"	2	31"	20	.080"	.070"	19°

SELECT

NO FRILLS, ALL SKILL.

Rugged, reliable construction in a compact size make the Select a top choice for getting to where the fish are biting. Great basics include a large bow casting deck with in-floor locker, additional open rod storage and a portside 21-gallon aerated livewell to keep your catch fresh. With its flush mount vs. remote mount shifter, it's a savvy investment at an affordable price point.



STANDARD FEATURES:

- Lifetime +6 Warranty
- 7-Ply Pressure Treated Floor/Deck
- Two Fishing Seats
- 21-Gallon Aerated Livewell
- Fuel, Speed, Tach, Volt Gauges
- Durable Vinyl Cockpit

POPULAR OPTIONS:

- Sonar Unit
- Trolling Motor
- Battery Charger
- Additional Fishing Seat
- Seat Slider
- Depth Gauge
- PR19 Millenia AM/FM Stereo with Bluetooth®
- Snap-On Cover
- Trailerable Ratchet Cover

	Max. HP	Fuel Capacity (gal.)	Length Overall	Beam	Weight (lb) (boat only)	Capacity (persons/lb)	Interior Depth	Seats	Depth	Transom Height (engine)	Bottom Gauge	Side Gauge	Deadrise (deg. at transom)
SELECT 160	60	N/A	16' 0"	81"	845	(5) 680	25"	2	33"	LS	.080"	.064"	6°

A CONSOLE: Easy-to-read lighted gauges, rocker switches and ample room for an optional sonar unit.

B BOW CASTING PLATFORM: A large casting platform includes two storage compartments for easier access to accessories and to the water.

C FRESHCATCH LIVEWELL: Our aerated livewells are timed for convenience and feature a PowerStream nozzle, a single bilge and black thru-hulls.

D FISHING SEAT: Starcraft fishing seats feature state-of-the-art ergonomic comfort and styling in a space-saving design.

SELECT 160

EVINRUDE
E-TEC




COLORS: Gray with Black Stripe



SELECT 160

FEATURES & OPTIONS



CANVAS

- Full Enclosure With Drop Down Curtain (Fishmaster Only)
- Full Enclosure
- Mooring Cover
- Trailerable Ratchet Cover



SEATING

- Low Back Helm Chair (Standard in Fishmaster)
- Captain's Seat
- Bow Cushions
- Additional Wood-Free Fishing Seat
- Power Pedestal



EXTERIOR

- Ski Pylon
- Three-Step Boarding Ladder
- Convertible Rear Bench Seat (Stealth Only)





FISHING


- Bert's Custom Tackle Rod Track System
- Bow-Mounted Trolling Motor
- Sonar Unit
- Dual Shifters



INTERIOR

- Depth Gauge
- Trim Gauge
- AM/FM Stereo
- GPS/Fish Finder
- Snap-In Carpet
- On-Board Battery Charger
- Premium Steering:

Ask your dealer how you can optimize your boat's steering with premium steering options.



AVAILABLE PACKAGES

ALL WEATHER PACKAGE INCLUDES:

- Mooring Cover
- Snap-In Carpet
- Fisherman's Top

POWER PACKAGE INCLUDES:

- Sonar Unit
- Trolling Motor
- Quick Disconnect

UTILITIES

	LENGTH	BEAM	DEPTH	INTERIOR DEPTH	TRANSOM WIDTH	TRANSOM HEIGHT	DRY WEIGHT (LB)	MAXIMUM PERSONS	MAXIMUM CAP.	MAXIMUM H.P.	FUEL CAPACITY (GAL.)	COLOR	BOTTOM GAUGE	SIDE GAUGE	RIB GAUGE
180 Freedom Tiller	18' 11"	89"	N/A	22"	85"	LS	875	6	900	90	N/A	Beige & Black	0.100	0.080	N/A
180 Freedom Side Console	18' 11"	89"	N/A	22"	85"	LS	875	6	900	125	18	Beige & Black	0.100	0.080	N/A
160 Freedom Tiller	16' 11"	89"	N/A	22"	85"	LS	875	6	900	75	N/A	Beige & Black	0.100	0.080	N/A
160 Freedom Side Console	16' 11"	89"	N/A	22"	85"	LS	875	6	900	90	18	Beige & Black	0.100	0.080	N/A
168 Pro Troller	16' 0"	81"	33"	25"	74"	LS	700	5	1250	40	N/A	Charcoal	0.080	0.070	0.080
140 Pro Troller	14' 5"	67"	30"	19"	59"	LS/SS	475	4	975	35	N/A	Charcoal	0.070	0.060	0.064
16' SF DLX	16' 5"	70"	31"	22"	63"	LS	460	5	1100	40	N/A	Black	0.070	0.060	0.064
14' SF DLX	14' 2"	68"	30"	22"	60"	LS/SS	395	4	1100	35	N/A	Black	0.070	0.060	0.064
16' SF	16' 2"	68"	29"	20"	56"	LS	290	5	1100	40	N/A	Black	0.100	0.060	0.064
14' SF	14' 2"	68"	30"	30"	60"	LS/SS	230	4	1000	35	N/A	Black	0.070	0.060	0.064
14' SF Split Seat	14' 2"	68"	30"	30"	60"	LS/SS	230	4	1000	35	N/A	Black	0.070	0.060	0.064
14' SL	13' 10"	59"	20"	20"	50"	SS	130	4	700	15	N/A	White	0.050	0.050	0.050
12' SL	11' 9"	56"	20"	20"	50"	SS	112	3	600	10	N/A	White	0.050	0.050	0.050
15' Alaskan TL Split Seat DLX	14' 11"	68"	27"	21"	59"	LS	270	4	850	35	N/A	Gray	0.070	0.060	0.064
15' Alaskan TS Split Seat DLX	14' 11"	68"	27"	21"	59"	SS	270	4	850	35	N/A	Gray	0.070	0.060	0.064
13' Alaskan TL Split Seat DLX	12' 11"	66"	26"	20"	56"	LS	225	3	700	25	N/A	Gray	0.064	0.060	0.064
13' Alaskan TS Split Seat DLX	12' 11"	66"	26"	20"	56"	SS	225	3	700	25	N/A	Gray	0.064	0.060	0.064
12' Alaskan TL	11' 10"	63"	24"	19"	56"	LS	185	3	700	15	N/A	Gray	0.050	0.050	0.064
12' Alaskan TS	11' 10"	63"	24"	19"	56"	SS	185	3	700	15	N/A	Gray	0.050	0.050	0.064
1648 Jon	16' 0"	72"	22"	22"	71"	LS/SS	295	4	900	35	N/A	Olive	0.080	0.080	0.072
1448 Jon	14' 0"	72"	22"	22"	71"	LS/SS	260	3	900	25	N/A	Olive	0.080	0.080	0.072
1436 Jon	14' 0"	57"	18"	18"	56"	SS	185	3	395	20	N/A	Olive	0.080	0.080	0.064
1232 Jon	12' 0"	51"	16"	16"	50"	SS	120	2	390	6	N/A	Olive	0.050	0.050	0.050
1032 Jon	10' 0"	51"	16"	16"	50"	SS	100	2	290	3	N/A	Olive	0.050	0.050	0.050



180 FREEDOM TILLER
(Also available in side console configuration)



160 FREEDOM TILLER
(Shown with optional trolling motor.
Also available in side console configuration)



16' SF DLX
(Shown with optional trolling motor)




14' SF DLX
(Shown with optional trolling motor)




168 PRO TROLLER




140 PRO TROLLER
(Shown with optional trolling motor)




**15' ALASKAN TS/TL
SPLIT SEAT DLX**




**13' ALASKAN TS/TL
SPLIT SEAT DLX**



12' ALASKAN TS/TL



16' SF



14' SF
(Also available in split seat configuration)



14' SL



12' SL



1648 JON



1448 JON



1436 JON



1232 JON



1032 JON



OPTIONAL UTILITY CONSOLE

STANDARDS & OPTIONS

	FISHMASTER 210	FISHMASTER 196	SUPERFISHERMAN 186	TITAN 186	STX 2050	STARFISH 176 DC	STARFISH 176 SC	STARFISH 176 FISH & SKI	RENEGADE 168 DC	RENEGADE 168 SC	RENEGADE 168 TL	STEALTH 166 DC	STEALTH 166 SC	STEALTH 166 TL	SELECT 160
HULL CONSTRUCTION															
Limited Lifetime Deck Warranty	S	S	S	S	S	S	S	S	S	S	S	S	S	S	S
Lifetime Warranty on Riveted Seams	S	S	S	S	S	S	S	S	S	S	S	S	S	S	S
Power-Trac Hull	S	S	S	S	S	S	S	S	S	S	S	S	S	S	•
Torsion Beam Construction	S	S	S	S	S	S	S	S	S	S	S	S	S	S	•
Double-Riveted Chine & Transom Seams	S	S	S	S	S	S	S	S	S	S	S	S	S	S	S
7-Ply Pressure Treated Floor	S	S	S	S	S	S	S	S	S	S	S	S	S	S	S
Keels	•	•	•	•	•	(5)	•	•	S	S	S	•	•	•	(3)
COCKPIT															
Deluxe Movable Pedestal Seats (QTY)	(4)	(4)	(3)	(3)	(4)	(3)	(3)	(3)	(2)	(2)	(1)	(2)	(2)	(1)	(2)
Helm Seat Slider	S	S	S	S	S	S	S	S	S	S	•	S	S	•	S
6-Year Carpet Warranty	S	S	S	S	S	S	S	S	S	S	S	S	S	S	S
In-Floor Storage	S	S	S	S	S	S	S	S	S	S	S	S	S	S	S
Vinyl Floor Cockpit Covering	S	S	S	S	S	S	S	S	S	S	S	S	S	S	S
Snap-In Carpet	0	0	0	0	0	0	0	0	•	•	•	•	•	•	0
Three-Step Boarding Ladder	•	•	0	0	0	0	0	0	0	0	0	0	0	0	0
Power Pedestals	S	S	0	0	S	0	•	•	•	•	•	•	•	•	•
Side Deck Mounted Aluminum Tracks with Plastic Step Pads	S	S	0	0	S	0	0	•	•	•	•	•	•	•	•
Bert's Custom Tackle Rod Track System	S	S	0	0	S	•	•	•	•	•	•	•	•	•	•
CONSOLE/DASH															
Fuel Gauge	S	S	S	S	S	S	S	S	S	S	S	S	S	•	•
Speedometer	S	S	S	S	S	S	S	S	S	S	•	S	S	•	S
Tach	S	S	S	S	S	S	S	S	S	S	•	S	S	•	S
Voltmeter	S	S	S	S	S	S	S	S	S	S	•	0	0	•	•
AM/FM Stereo with J-Port for MP3 Player	S	S	S	S	S	S	S	S	0	0	•	0	0	•	0
Sonar Unit	0	0	0	0	0	0	0	0	0	0	0	0	0	0	0
Dual Shifters	0	0	0	0	0	•	•	•	•	•	•	•	•	•	•
Depth Gauge	0	0	0	0	0	0	0	0	0	0	0	0	0	0	0
Trim Gauge	0	0	0	0	0	0	0	0	0	0	0	0	0	0	0
GPS/Fish Finder	0	0	0	0	0	0	0	0	0	0	0	0	0	0	0
SEATING															
Low Back Helm Chair	S	S	•	•	•	•	•	•	•	•	•	•	•	•	•
Additional Seat	0	0	0	0	0	0	0	0	0	0	0	0	0	0	0
LIVEWELL															
Port Livewell	•	•	•	•	•	•	•	•	•	•	•	•	•	•	(21)
Stern Livewell (Gal.)	•	•	(28)	(25)	(36)	(30)	(30)	(13)	(25)	(25)	(25)	•	•	•	•
Bow Livewell (Gal.)	(41)	(41)	(18)	(18)	•	(18)	(18)	(15)	(18)	(18)	(18)	(25)	(25)	(25)	•
Aerated Bow Baitwell	•	•	•	S	S	•	•	•	•	•	•	•	•	•	•

	FISHMASTER 210	FISHMASTER 196	SUPERFISHERMAN 186	TITAN 186	STX 2050	STARFISH 176 DC	STARFISH 176 SC	STARFISH 176 FISH & SKI	RENEGADE 168 DC	RENEGADE 168 SC	RENEGADE 168 TL	STEALTH 166 DC	STEALTH 166 SC	STEALTH 166 TL	SELECT 160
ELECTRICAL															
Courtesy Lights	S	S	S	•	S	•	•	•	•	•	•	•	•	•	•
Power Point	S	S	S	S	S	S	S	S	S	S	•	S	S	•	•
Circuit Breakers	S	S	S	S	S	S	S	S	S	S	S	S	S	S	S
Trolling Motor Plug	S	S	S	S	S	S	S	S	S	S	S	S	S	S	S
On-Board Battery Charger	0	0	0	0	0	0	0	0	0	0	0	0	0	0	0
MECHANICAL															
Hydraulic Steering	S	S	S	S	S	S	0	•	•	•	•	•	•	•	•
Wash Down System	S	S	•	•	S	•	•	•	•	•	•	•	•	•	•
MISCELLANEOUS															
Cleats	S	S	S	•	•	•	S	S	S	S	S	S	S	S	•
Pull-Up Cleats	•	•	•	S	S	•	•	•	•	•	•	•	•	•	•
Navigation Lights	S	S	S	S	S	S	S	S	S	S	S	S	S	S	S
Reinforced Backers for Downriggers	S	S	S	S	S	S	S	S	•	•	•	•	•	•	•
Ski Tow	•	•	0	0	•	0	0	•	•	•	•	•	•	•	•
Twice Baked Urethane Paint	S	S	S	S	S	S	S	S	S	S	S	S	S	S	S
Bow Cushions	•	•	0	S	•	0	0	S	•	•	•	•	•	•	•
Sea Pylon	•	•	•	0	•	•	•	0	•	•	•	•	•	•	•
Bow-Mounted Trolling Motor	0	0	0	0	0	0	0	0	0	0	0	0	0	0	0
CANVAS															
Top and Storage Boot	S	S	0	0	0	0	0	0	0	0	0	0	0	0	•
Snap-On Cover	0	0	0	0	0	0	0	0	0	0	0	0	0	0	0
Bow Tonneau Cover	0	0	0	0	0	0	•	0	0	•	•	0	•	•	•
Side Curtains	0	0	0	0	0	0	•	0	0	•	•	0	•	•	•
Aft Curtains	0	0	0	0	0	0	•	0	0	•	•	0	•	•	•
Walk-Through Curtains	0	0	0	0	0	0	0	0	0	•	•	0	•	•	•
Drop Curtain	0	0	0	0	0	0	•	0	•	•	•	•	•	•	•
Trailerable Ratchet Cover	0	0	0	0	0	0	0	0	0	0	0	0	0	0	0
Fisherman's Top	S	S	0	0	0	0	•	0	0	•	•	0	•	•	•
Full Enclosure	0	0	0	0	0	0	•	0	0	•	•	0	•	•	•
Mooring Cover	0	0	0	0	0	0	0	0	0	0	0	0	0	0	0

S = STANDARD 0 = OPTION • = NOT AVAILABLE ON THIS MODEL



This catalog is dedicated to **PETER SPIEGEL (1963 - 2016)** who served as Regional Sales Director and was a valuable part of the Smoker Inc. team for 21 years.

**FOR THE LATEST NEWS, MODEL UPDATES AND OTHER INFORMATION, PLEASE VISIT STARCRAFTMARINE.COM.
TO TALK TO THE DEALER NEAREST YOU, DIAL 1-866-772-4538.**

Connects directly to dealer. Please call during business hours.

AUTHORIZED STARCRAFT DEALER:

STARCRAFT PROUDLY OFFERS:



In the interest of continually developing the finest products possible, Starcraft reserves the right to change products and specifications without notice. All representations in this catalog are believed to be correct at the time of publication. Some optional equipment may be shown in some photographs. Some models may not be available outside the United States.

Overheads are not drawn to scale.

© 2016 Starcraft Marine Printed in U.S.A. 12/16



FIND US ON:



STARCRAFT MARINE | P.O. BOX 65 | 68143 CLUNETTE STREET | NEW PARIS, IN 46553