

1983
STARCRAFT 
OUR 80th YEAR OF QUALITY PRODUCTS



Anything else
is less
than the best

The World's Number One Boat Company

Starcraft has sold more boats than any other company. . .almost a million at last count. In fact, over half of all the aluminum runabouts in use today were built by Starcraft. And we've been a consistently innovative pioneer in the more than fifty years we've been building boats.

We're not just trying to impress you with numbers. . .but we do want you to realize that lots of people believe in our products for quality and lasting value. Many of our new customers are actually old customers who have outgrown their Starcraft and have traded up to a newer, nicer model.

Nobody does a better job with Aluminum. Any boat company can buy aluminum. It's what we do with it *after* we get it that sets Starcraft apart from the rest. We've invested hundreds of thousands of dollars in machinery designed especially to bend, form, shape, cut and roll aluminum to our own exacting specifications. We've been building aluminum boats for over thirty years. Experience has taught us well, and we've developed manufacturing techniques that help us build a product superior to any other on the market today. We use 5052 marine aluminum alloy to make a one-piece hull. . .not two pieces seamed in the middle. Eliminating the center seam, of course, eliminates the possibility of center seam leakage. The seams we do have, to join the hull and sidewall, are double-sealed and double riveted. Our hulls simply don't leak. . .a fact we insure by dunk-testing every hull assembly before it proceeds to the next step.

For maximum hull strength. . .Starcraft uses a "unitized" construction process that joins the interior lateral ribs and the exterior keels through the hull with aluminum rivets. It's a procedure similar to the methods used in aircraft construction. Foot-for-foot, you won't find a stronger, more reliable hull on the market today.

Exciting, quality-built fiberglass models.

You'll find seventeen fiberglass models listed in this catalog. . .from our versatile VB 150 to our luxurious SC 221 cuddy cabin cruiser. Our runabout line includes modified V-hull models in open and closed bow deck arrangements. Wide-V models that plane quickly and run efficiently. Tri-V boats that deliver the ultimate in a safe, stable ride. And our exciting new Contemporary Sport Series designed by renowned boat builder, Art Carlson.

These boats are Starcrafts. . .built with quality to give you years of worry-free performance. Our hulls are molded with fiberglass chop and carefully applied layers of woven roving. They're reinforced with extra layers at critical stress points. And with floor stringer assemblies that are fiberglassed into place for maximum strength.


We might be known best for our aluminum boats, but we're also well-known and respected in fiberglass.

Lasting value in all models. Because we are a large company, we have a large network of dealers. This means you can get service or repair work done no matter where you live. Or where you take your Starcraft. And we've got one of the most comprehensive, efficient spare parts stocking programs in the industry.

Of course, all new Starcraft boats come with a limited warranty. Our warranty is clearly spelled out in our owner's manual. It's written in plain English that's easy to understand. And we'll stand behind it 100%. . .if you ever need to use it.

There are many good reasons why you should buy a Starcraft boat. But the most important reason is that Starcraft knows how to build dependable boats with lasting value. Our sales prove it. Our experience insures it. The simple fact is that more people own Starcraft than any other brand.

Starcraft. Anything else is less than the best.



When it comes to making dependable aluminum boats, nobody does a better job than Starcraft.

All deck framing is fastened with corrosion resistant stainless steel bolts for lasting durability.

Throttle/gearshift control is conveniently mounted. All electrical wiring is connected to circuit breakers. . .no fuses to worry about.

Aircraft-type construction techniques are used to produce a "unitized" assembly of hull, keels, and stringers.

Our adjustable sleeper seats are covered with top grade vinyl that resists mildew, cracking, and bleaching from the sun's ultra-violet rays.

High-gloss alkyd enamel is applied over a specially formulated acid-etch primer for the best possible paint adhesion.

Deck surfaces are insulated to minimize noise and vibration.

Spray rails are gently rolled into the sides for added strength, spray control, and clean good looks.

Rub rails are made from anodized aluminum with a vinyl insert. They add strength and protect deck and sidewalls from damage.

Foam flotation meets or surpasses all B.I.A. and U.S. Coast Guard standards for maximum safety and dependability.

The transom is constructed of heavy-gauge marine aluminum and 13-ply exterior grade plywood for maximum strength.

STARCRAFT'S HULL IS THE OPTIMUM COMBINATION OF COMFORT, STABILITY AND PERFORMANCE.

When designing a family boat, the primary objective of any boat builder is to provide a safe, dry, stable-running boat. . .one that performs well at all speeds. Starcraft pioneered the original modified-V aluminum hull with a sharp "V" at the bow to enter the water smoothly then is flared toward the chine to provide lift and stability. The resulting ride is outstanding.

Our spray rails are rolled into the chine to deflect splash away from the boat. And our covers are double-sealed then double-ripped to the hull for a tight, positive, leakproof joint.

We've fine-tuned our design through the years. It's a hull you can count on for top performance and years of trouble-free operation.



TRUE DEEP-V ALUMINUM HULL.

We also offer a deep-V hull on some of our larger runabouts and cruisers. Starcraft is the only company that makes a true deep-V aluminum hull with a sharp "V" at the bow to cut through chop and decreasing deadrise toward the stern for an uncommonly smooth ride in rough water.

PIPER  **Smith & Wesson**

CAL O'Day TERRY

Since 1968, Starcraft Marine has been part of the same company that manufactures Piper Aircraft, Smith & Wesson Arms, Cal and O'Day Sailboats, Starcraft, Venture and AeroStar fold-down camping trailers and the luxurious line of Starcraft Vans.

This year marks the beginning of our 80th year in business. We are a financially sound company that will be around to help you if you ever need parts or service.


We're proud to welcome the renowned line of Terry boats to the Bangor Punta family. Terry brand boats are now sold and serviced through Starcraft's large network of dealers to give you the best selection of models available anywhere.

Rugged, affordable fishing boats with a reputation

The next time you go out fishing, take a look at all the other fishing boats on the lake. We'll bet you see more Starcrafts than any other brand. And not just brand new models. There are plenty of Starcrafts out there that may have lost some of their showroom polish, but none of their dependable, lasting value. They just keep on working. Season after season. Haulin' home fish and the people who catch 'em.

Our Sealite models are lightweight cartoppers. They're portable enough to take you fishing almost anywhere you want to go. And rugged enough to give you years of reliable service.

Our Seafarers are heavy-duty open fishing boats available in twelve or fourteen-foot hull lengths. Our HD 16 has a vinyl-covered plywood floor option and is almost six feet wide at the beam to give you plenty of room and a safe, stable ride. If you wish, you can add a remote steering console to the fourteen or sixteen-foot models for added convenience.



HD 16
SF 12
SF 14



SL 12
SL 14



SF 14

for dependability.


Starcraft also has an admirable offering of specialty fishing boats. Thoughtfully designed fishing boats that give you almost everything you want. Except the fish.

Starcraft's FB 140 is brand new this year. It's designed for back trolling and has lots of standards. Like built-in rod storage, a fish box and marine carpeting.

Our PM 160 is a roomy, open boat with plenty of built-in storage. It's a well-equipped boat that will get you into fishing without getting too deeply into your wallet.

The FM 160 is our most popular specialty fishing boat because it's built with all the features serious fishermen look for when buying a fishing boat. And it's built on a true "V" runabout hull for a smooth, dry ride.

All of Starcraft's specialty fishing boats are made from economical marine aluminum. They're built to save you money now, and every time you take them out fishing. And you'll find dependable quality throughout. We're hooked on building quality into each and every boat we make.



FB 140 (w/optional seats)



Anything else is less than the best.

PM 160
FM 160

	SL 12	SL 14	SF 12	SF 14	HD 16	FB 140	PM 160	FM 160
Center Length	11'9"	13'9"	12'1"	14'2"	16'2 1/2"	14'2"	16'5"	16'
Beam	52"	52"	56 1/2"	62 1/4"	68 1/2"	62 1/4"	74"	76"
Rec. Cap. (Lbs.)	520	640	610	830	1150	775	1300	1300
Max. H.P.	8	15	10	25	40	25	70	90

We're as serious about building quality boats as



BASS 150

Starcraft makes two aluminum bass boats. Both models are fully equipped and designed with lots of built-in storage for all your fishing gear.

Our Bass 150 and 170 models have features like raised casting platforms both fore and aft, two fold-down fishing chairs, aerated livewells, marine grade grass carpeting, and built-in rod storage. All standard. And all built to a standard of quality that will deliver season after season of economical, worry-free performance.

At Starcraft, we take boat building the same way you take fishing. Seriously.



BASS 170



	BASS 150	BASS 170	MR 180	MR 210	MR 220 V
Center Length	15'5 1/2"	17'6"	18'1"	21'1 1/4"	22'3 1/2"
Beam	72 1/4"	74 1/4"	75 1/4"	86"	95 1/2"
Rec. Cap. (Lbs.)	1050	1250	1600	2100	2500
Fuel Cap. (Gals.)	—	—	—	18	50
Max. H.P.	80	115	115	140	240



you are about catching fish.



Anything else
is less
than the best



MR 180
MR 210



MR 220 V






If you're ready for a serious fishing boat, take a long hard look at Starcraft's Mariners. They're designed with center console steering for maximum walk-around when you're trying to land the big one.

The MR 180 has a large aerated livewell, a two-way helm seat, open rod storage, and lockable forward storage. The MR 210 is similarly equipped (two-way helm seat optional) and also has a fold-up utility table at the transom, and console-mounted rod holders.

The MR 220 V is built on our deep-V aluminum hull that's rated for up to 240 horsepower. Standard features include a 35-gallon pumped livewell with aerator and custom console with teak trim and lockable radio box.

If you're ready for a serious fishing boat, we've got a Mariner ready for you.



We call them Sportfisherman. You'll call them home

When the big ones are runnin', you want a boat that will perform well in less than friendly weather. . . a boat that will handle the rough chop that can come up quickly on big water.

We've got just the boat for you. We call it Sportfisherman. You'll call it home for the season.


There are five '83 Sportfisherman models. All of these trailerable cuddy cabin cruisers have large, open cockpit areas with plenty of fightin' room.

Our SF 261 V is nothing short of an awesome fishing machine. It's built on our deep-V hull and has a roomy, comfortable cabin. Add the optional sink, stove, and head and you'll have an ideal weekender.


There are three twenty-two foot models. . . two deep-V's in your choice of I/O or outboard power, and a modified-V I/O model that's one of the most affordable cruisers around.

The easily trailerable SF 191 V has all the features found on much larger boats. And it's built on our all new nineteen-foot deep-V hull that has a generously wide 96" beam.

Starcraft's Sportfisherman series. We've taken them to the limit to help you catch yours.



SF 221



Anything else
is less
than the best

SF 191 V

for the season.



SF220 V



	SF 191 V	SF 221	SF 220 V	SF 221 V	SF 261 V
Center Length	18'10 $\frac{1}{4}$ "	21'4 $\frac{1}{4}$ "	22'	22'	25'10"
Beam	96"	90"	96"	96"	96"
Rec. Cap. (Lbs.)	2000	2000	2600	2000	2500
Fuel Cap. (Gals.)	38	30	50	44	100
Max. H.P.	185	170	240	240	280




SF221 V



SF261 V



Super Sport for 1983. Best value on the water today



Aside from their clean, good looks, extra passenger room in the bow, and time-proven performance, Starcraft's Super Sports are one of the best values on the water today. Any boat from this versatile family of aluminum runabouts is ideal for any boating activity your family wants to do.

Brand new for '83 is the SS 150. It comes complete with adjustable sleeper seats, marine grade grass carpeting, and a price tag that's sure to make you smile.

The SS 160 is America's most popular aluminum runabout. It's roomy, economical, and dressed out in style for 1983. And it's built on our time-proven, modified-V hull that delivers one of the smoothest, most stable rides in the industry.

There are two eighteen-foot Super Sports. Both are luxuriously appointed and have an abundance of cockpit storage area. There's even an aerated livewell available on the sixteen and eighteen-foot Super Sports for the family fisherman.


Super Sport for 1983. If you're shopping for value, you can stop shopping here.



ay.



SS 180




SS 181



	SS 150	SS 160	SS 180	SS 181
Center Length	15'5"	16'½"	18'2¼"	18'3½"
Beam	74"	76¼"	79¼"	79¼"
Rec. Cap. (Lbs.)	1100	1500	1800	1300
Fuel Cap. (Gals.)	—	—	18	18
Max. H.P.	80	90	140	140

Our fiberglass boats offer luxury, performance, and



Anything else
is less
than the best

SC 221

CLASS.

If we could capture the essence of our SC 221 in one word, it would have to be class.

It's built on a hull created by the highly respected Jim Wynne that performs smoothly. Reliably. Almost flawlessly. Its sleek exterior lines connote visual elegance at first glance. The cockpit and cuddy cabin are luxuriously appointed in every detail. And there are tasteful touches of genuine teak throughout.

The SC 221 is a boat that will turn heads as easily as it turns at full throttle. And it does either with a touch of class.




	SC 221	WV 170 B	WV 171	WV 171 B
Center Length	22'2 1/4"	17'3"	17'3"	17'3"
Beam	96"	82 1/2"	82 1/2"	82 1/2"
Rec. Cap. (Lbs.)	2300	1800	1400	1400
Fuel Cap. (Gals.)	72	18	19.5	19.5
Max. H.P.	260	140	185	185

a touch of class.



WV 170 B
WV 171 B



Rarely can you find a blend of luxury and performance combined as effectively as it has been in Starcraft's WV series for 1983.

WV standards include plush marine grade carpeting, built-in ice wells and drink holders, convenient in-floor storage . . . and other Starcraft luxury features.

In addition to the luxury, all three Starcraft WV models are built on a seventeen-foot fiberglass hull that's been designed for quicker on-plane starts and good running economy. There are two open-bow WV's, and one closed-bow model for 1983.

Looking for luxury *and* performance? Starcraft's WV's are in a class by themselves.


Holiday. Sensible boats that only look expensive.

When you look at Starcraft's Holiday series you'll see plushly upholstered seating. Top quality marine grade grass carpeting. Clean, stylish good looks from bow to stern. And lots of standard features on all three Holiday models. But then look at the price. In an age where real value is hard to find, Holiday is a refreshingly pleasant surprise.


The HL 150 is brand new this year. It's been built with quality throughout and is ideal for families who want to get into boating without getting into a large financial outlay.

There are two eighteen-foot models in this classic closed-bow series. . .one outboard and one inboard/outdrive model. Both are loaded with standard features and quality in every detail.

Don't let their good looks fool you. . .our Holidays are really sensible, economical boats.



CR 261 V. The flagship of our aluminum line.



Last year we showed the world just how luxurious a trailerable aluminum cabin cruiser could be. This year we've refined her luxury and functionality to give you a spacious boat that's just as comfortable entertaining at dockside as she is out cruising. She's a summer place you'll be proud to call your very own.



The cabin is a delightful blend of luxury and efficiency. Standard features include a full galley with stove, sink and ice box. And there's plenty of storage in the drawers and cupboards and in the foreberths on either side. She's a true weekender with snooze room in the aft sleeping quarters and on the convertible V-berth.

The CR 261 V from Starcraft. You won't find a more functional, luxurious summer place afloat.

	HL 150	HL 180	HL 181	CR 261 V
Center Length	15'5"	18'3½"	18'3½"	25'10"
Beam	74"	81½"	81¼"	96"
Rec. Cap. (Lbs.)	1100	1800	1300	2500
Fuel Cap. (Gals.)	—	18	18	72
Max. H.P.	80	140	140	280


Anything else
is less
than the best



Family room and versatility.


Fish from them. Swim beside them. Or ski behind them. Either of Starcraft's ST models can be as versatile as your family needs them to be. These are tri-V boats that offer superb side-to-side stability. And safe, secure tracking in tight power turns. If your family needs a boat that has to be several boats rolled into one, you'll need to look at Starcraft's ST series for 1983.

Our VB 150 can be as simple or as sophisticated as you want it to be. Order it as a basic boat and add your own personal touches. Or customize it from our list of options and accessories. Either way. . . the VB 150 is your kind of boat for your kind of on-water activities.



ST 150

ST 171



Anything else
is less
than the best



	ST 150	ST 171	VB 150
Center Length	15'1 1/4"	16'10 1/4"	15'2"
Beam	76 1/4"	82 1/2"	70"
Rec. Cap. (Lbs.)	1180	980	860
Fuel Cap. (Gals.)	—	19	—
Max. H.P.	100	200	70

VB 150


New, contemporary excitement from Art Carlson



CSS 160 B



V 160 B



	V 150	V 160	V 160 B	V 161	V 161 B	V 190 B	V 191	V 191 B	CSS 160 B	CSS 161 B
Ctr. Lgth.	15'5 1/2"	16'3 1/4"	16'3 1/4"	16'3 1/4"	16'3 1/4"	18'6 1/4"	18'6 1/4"	18'6 1/2"	16'2"	16'2"
Beam	75"	77"	77"	77 1/2"	77"	86"	86"	86"	82 1/4"	82 1/4"
Rec. Cap. (Lbs.)	1180	1430	1430	950	950	2000	1580	1580	1430	950
Fuel Cap. (Gals.)	—	18	18	18	19	24.5	24.5	24.5	19.5	19.5
Max. H.P.	90	105	105	140	170	150	260	260	115	140





V 191 B

Our luxury is just as consistent as our quality.

With our Fiberglass runabouts, you can count on two things: consistent luxury, and reliable Starcraft quality. All eight of our V-models have been thoughtfully designed with an emphasis on luxury and convenience. And built with the dependable quality that has made Starcraft a leader in the Marine industry. We've got open-bow and closed-bow models. I/O's and O/B's. And hull lengths from fifteen to nineteen feet.

Our Contemporary Sport Series owes its bold dramatic look to renowned boat designer, Art Carlson. Available in I/O or Outboard versions, it's a boat that will move you artistically. Realistically, it will move you swiftly and smoothly across the lake.



Anything else
is less
than the best

V 161 B
V 160

SPECIFICATIONS, STANDARDS & OPTIONS

ALUMINUM

MODEL #	CENTER LENGTH	BEAM	OVERALL HEIGHT	TRAN-SOM HEIGHT	TRAN-SOM WIDTH	INTERIOR SIDE DEPTH	REC. CAP. LBS.	REC. CAP. PERSONS	MAX. H.P.	WEIGHT SYSTEMS DRY*	FUEL CAP. GAL.	COLORS†	ALUM. BOTTOM GAUGE	ENGINE OPTIONS
SL 12	11'9"	52"	19½"	16"	48"	18"	520	3-360	8	98	—	EXTERIOR UNPAINTED	.053	—
SL 14	13'9"	52"	19½"	16"	48"	18"	640	4-465	15	120	—	EXTERIOR UNPAINTED	.053	—
SF 12	12'1"	56½"	22⅞"	16"	52½"	21"	610	4-465	10	140	—	CREME	.065	—
SF 14	14'2"	62⅞"	27⅞"	16½"	56½"	23¼"	830	5-610	25	200	—	CREME	.065	—
HD 16	16'2½"	68½"	30½"	21"	67"	27"	1150	6-750	40	245	—	CREME	.065	—
FB 140	14'2"	62⅞"	27⅞"	21"	56½"	18"	775	3-450	25	345	—	BROWN	.065	—
PM 160	16'5"	74"	23"	21"	73"	20"	1300	5-750	70	550	—	BROWN	.080	—
FM 160	16'	76"	38⅞"	21⅞"	76¼"	24¼"	1300	5-650	90	580	—	BROWN	.080	—
BASS 150	15'5⅞"	72⅞"	35⅞"	21"	70⅞"	14"	1050	4-500	80	580	—	BROWN	.080	—
BASS 170	17'6"	74¼"	37½"	21"	73¼"	14"	1250	4-600	115	670	—	BLUE	.080	—
MR 180	18'1"	75"	45¼"	21"	73"	24"	1600	6-900	115	705	—	BLUE	.080	—
MR 210	21'1¼"	86"	62⅞"	21"	81⅞"	28⅞"	2100	8-1150	140	900	18	BLUE	.090	—
MR 220 V	22'3½"	95½"	56½"	26"	93⅞"	27"	2500	8-1200	240	1250	50	BLUE	.100	—
SF 191 V	18'10¼"	96"	80"	41½"	96"	30½"	2000	8-1200	185	1280	38	BROWN	.086	MERC 120, 140, 470, 488 OMC V6 2bbl, V6 4bbl
SF 221	21'4¼"	90"	72½"	41"	84"	42"	2000	8-1200	170	1438	30	BROWN	.090	MERC 120, 140, 470, 488 OMC V6 2bbl, V6 4bbl
SF 220 V	22'	96"	80½"	26"	92⅞"	29⅞"	2600	8-1200	240	1600	50	BLUE	.100	—
SF 221 V	22'	96"	80¼"	45¼"	92¼"	31¼"	2000	8-1200	240	1600	44	BLUE	.100	MERC 140, 470, 488 OMC 140, V6 2bbl, V6 4bbl
SF 261 V	25'10"	96"	102"	51½"	94"	16½"	2500	10-1500	260	2400	100	BLUE	.100	MERC 470, 488, 898, 228, 260 OMC V6 2bbl, V6 4bbl OMC 200, 230, 260
SS 150	15'5"	74"	50"	21"	72¼"	20¼"	1100	5-650	80	600	—	BROWN	.080	—
SS 160	16'½"	76⅞"	52⅞"	21"	72"	24"	1500	6-800	90	650	—	BL./BRN./RED	.080	—
SS 180	18'2½"	79¼"	54⅞"	21"	78"	25"	1800	8-1200	140	930	18	BLUE/BROWN	.080	—
SS 181	18'3½"	79¼"	54⅞"	33¼"	77"	24½"	1300	8-1200	140	960	18	BLUE/BROWN	.080	MERC 120, 140 OMC 120, 140
HL 150	15'5"	74"	50"	21"	72¼"	20¼"	1100	5-650	80	600	—	RED	.080	—
HL 180	18'3½"	81¼"	54⅞"	21"	78"	25"	1800	8-1200	140	930	18	BLUE	.080	—
HL 181	18'3½"	81¼"	54⅞"	33¼"	77"	24½"	1300	8-1200	140	960	18	BLUE	.080	MERC 120, 140 OMC 120, 140
CR 261 V	25'10"	96"	102"	51½"	94"	16½"	2500	10-1500	260	3340	72	BROWN	.100	MERC 470, 488, 898, 228, 260 OMC V6 2bbl, V6 4bbl OMC 200, 230, 260

FIBERGLASS

SC 221	22'2¼"	96"	80"	48½"	91½"	36"	2300	10-1500	260	2500	72	BLUE/RED		MERC 470, 488, 898, 228, 260 OMC V6 2bbl, V6 4bbl, 200, 260
VB 150	15'2"	70"	36⅞"	20½"	67¼"	18½"	860	3-400	70	625	—	BROWN	—	—
V 150	15'5⅞"	75"	49"	20½"	70⅞"	23"	1180	4-600	90	850	—	BROWN	—	—
V 160	16'3¼"	77"	54"	20½"	72¼"	29"	1430	6-840	105	980	18	BROWN	—	—
V 160 B	16'3¼"	77"	54"	20½"	72¼"	29"	1430	6-840	105	980	18	BL./BRN./RED	—	—
V 161	16'3¼"	77⅞"	52⅞"	38½"	72⅞"	24⅞"	950	7-900	140	1008	18	BROWN		MERC 120, 140 OMC 120, 140
V 161 B	16'3¼"	77"	54"	38½"	72¼"	29"	950	7-900	170	1025	19	BL./BRN./RED		MERC 120, 140, 470, 488 OMC 120, 140, V6 2bbl, V6 4bbl
V 190 B	18'6¼"	86"	60"	20"	80¼"	30"	2000	8-1200	150	1325	24.5	BROWN	—	—
V 191	18'6¼"	86"	60"	40"	80¼"	30"	1580	8-1200	260	1225	24.5	BROWN		MERC 140, 470, 488, 898, 228 OMC 120, 140, V6 2bbl, V6 4bbl
V 191 B	18'6½"	86"	60"	40"	80¼"	30"	1580	8-1200	260	1225	24.5	BLUE/RED		MERC 140, 470, 488, 898, 228 OMC 120, 140, V6 2bbl, V6 4bbl
CSS 160 B	16'2"	82¼"	52"	20¼"	77¼"	24¼"	1430	7-900	115	1000	19.5	BLUE/RED	—	—
CSS 161 B	16'2"	82¼"	52"	27"	77¼"	24½"	950	7-900	140	1025	19.5	BLUE/RED		MERC 120, 140 OMC 120, 140
ST 150	15'1¼"	76¼"	49⅞"	20¼"	72½"	25½"	1180	5-660	100	745	—	BLUE/RED	—	—
ST 171	16'10¼"	82½"	52¼"	36½"	80¼"	23¼"	980	7-900	200	1085	19	BROWN		MERC 120, 140, 470, 488, 898, 228 OMC 120, V6 2bbl, V6 4bbl, 200
WV 170 B	17'3"	82½"	56½"	20"	84"	30"	1800	8-1050	140	1095	18	BLUE/RED	—	—
WV 171	17'3"	82½"	56½"	24⅞"	79⅞"	30"	1400	8-1050	185	1170	19.5	BLUE		MERC 140, 470, 488 OMC 140, V6 2bbl, V6 4bbl
WV 171 B	17'3"	82½"	56½"	24⅞"	79⅞"	30"	1400	8-1050	185	1170	19.5	BLUE/BROWN		MERC 140, 470, 488 OMC 140, V6 2bbl, V6 4bbl

*Does not include weight of engine and outdrive. †Unless otherwise specified, 1983 Starcraft Boats are available only in the colors listed and come with a complimentary creme color finish.

X—STANDARD
O—OPTIONAL

	SL 12	SL 14	SF 12	SF 14	HD 16	FB 140	PM 160	BASS 150	BASS 170	MR 180	MR 210	MR 220 V
Anti-skid Painted Interior	X	X	X	X	X	X	X	X	X	X	X	X
Bow Eye	X	X	X	X	X	X	X	X	X	X	X	X
Bow Lifting Handle	X	X	X	X	X							
Bow Rails											X	X
Carpeted Bow Deck							X	O				
Transom Drain Plug	X	X	X	X	X	X	X	X	X	X	X	X
Transom Lifting Handles	X	X	X	X	X	X						
Transom Drain Pan							X	X	X	X	X	X
Transom Lifting Rings							X	X	X	X	X	X
Transom Curtain								X				X
Level Flotation	X	X	X	X	X	X	X	X	X	X	X	X
Painted Exterior							X	X	X	X	X	X
Exterior Decal			O	O	O	O	X	X	X	X	X	X
Waterline Stripe							O	O			O	O
Oar Locks	X	X	X	X	X							
Tie-up Cleats							X	X	X	X	X	X
Running Lights							O	X	X	X	X	X
Removable Bow Light								X	X	X		
Step Pads											X	X
Bilge Pump									X	X	X	*
Aluminum Bench Seats	3	3	3	3	4	2	2					
Marine Grade Grass Carpeting						X	X	X	X			
Rack and Pinion Steering							X	X	X	X	X	X
Raised Casting Platforms								X	X	X	X	X
Vinyl-covered Plywood Floor						O				X	X	X
Fold-down Seats (Fixed Base)									2X		O	O
Fold-down Seats (Swivel Base)							2-O	3-O	1-X			

X—STANDARD
O—OPTIONAL

	SL 12	SL 14	SF 12	SF 14	HD 16	FB 140	PM 160	BASS 150	BASS 170	MR 180	MR 210	MR 220 V	
Fold-down Seat W/Removable Pedestal Arms for Fold-down Seat												2-X	2-X
Driver/Companion Bench Seat												O	O
Adjustable Console Windshield												O	O
Windshield W/Grab rail												X	X
Two-way Helm Seat												X	O
Fold-up Utility Table												X	
Console Rod Holders												X	X
Custom Console W/Lockable Radio Box												X	X
Open Rod Storage							X		X	X	X	X	X
Gas Tank Storage Area							X	X	X	X	X	X	X
Built-in Fuel Tank												X	X
Lockable Rod Storage							X	X				X	X
Lockable Forward Storage												X	X
Bow Storage												X	X
In-floor Storage												X	X
Battery Storage Compartment												X	X
Seat Storage												X	X
Console Storage												X	X
Resettable Circuit Breakers									X	X	X	X	X
Aerated Livewell W/Pump							O	O	X	X	2-X	X	X
Basic flotation												X	X
Fuel Gauge												X	X
Remote Steering Console						O	O					X	X
Helm Seat Storage Liner												O	O
Stainless Steel Steering Wheel												O	O
Bimini Top												O	O

*Additional MR 220 V standards include: Automatic Bilge Pump, Ice Wells W/Drains, 35-Gal. Aerated Livewell, Teak Trim, Reinforced Side Decks, Engine Access Panel, Custom Console W/Lockable Radio Box, 3-Drawer Cabinet. Additional options include: Stainless Steel Hdwre. Package, Vinyl Console Cover, Instrumentation Package (Speedometer, Tachometer, Hourmeter).

STANDARDS & OPTIONS

X—STANDARD O—OPTIONAL	SS 150	SS 160	SS 180	SS 181	HL 150	HL 180	HL 181	WV 170 B	WV 171	WV 171 B	VB 150	V 150	V 160	V 160 B	V 161	V 161 B	V 190 B	V 191	V 191 B	ST 150	ST 171	CSS 160 B	CSS 161 B	SF 191 V	SF 221	SF 220 V	SF 221 V	SF 261 V	SC 221	CR 261 V	
Level Flotation	X	X	X		X	X		X	X	X		X	X	X		X	X		X	X	X		X	X	X	X	X	X	X	X	
Basic Flotation				X				X	X						X	X		X	X		X	X		X	X	X	X	X	X	X	
Safety Glass Windshield																								X	X	X	X	X	X	X	
Walk-thru Safety Glass Windshield	X	X	X	X	X	X	X	X	X	X		X	X	X	X	X	X	X	X	X	X	X	X	X	X	X	X	X	X	X	
Marine Grade Grass Carpeting	X	X	X	X	X	X	X				X																				
Marine Grade Plush Carpeting								X	X	X		X	X	X	X	X	X	X	X	X	X	X	X							X	
Vinyl Flooring																	X							X	X	X	X	X	X	X	
Adjustable Sleeper Seats	X	X	X	X	X	X	X	X	X	X		X	X	X	X	X	X	X	X	X	X	X	X	X	X	X	X	X	X	X	
Upholstered Bow Seats	X	X	X	X				X	X	X					X	X		X	X		X	X	X	X						X	
Stern Bench Seat			O	O																										X	
Bucket Seats (O-Exchange)			O	O			O	O	O	O																			X	X	
Fold-down Seat (O-Exchange)			O	O																				X	X	X	X				
Removable Pedestal Seat			O	O	O						2-X															X					
Arms for Pedestal Seats			O	O	O						O																				
Stern Jump Seats					X	X	X	X	X	X							X	X	X	X	X	X	X	X	O	O		X	O		
Side Bench Seats											O																				
Upholstered Interior Sides		X	X	X	X	X	X	X	X	X	X	X	X	X	X	X	X	X	X	X	X	X	X	X			X	X	X	X	
In-floor Ski Storage		X	X	X	X	X	X	X	X	X				X	X	X	X	X	X	X	X	X	X	X							
Lockable Floor Storage Lid		O	O	O	O	O	O	O	O	O																					
Fold-down Transom Table		X	X					O															O								
Stern Storage Compartment																	X								X				X	X	
Bow Storage		X	X	X				X		X							X				X	X	X	X	X				X	X	
Teak Trim Package								O	O					O	O	O	O	O	O	O	O	O	O	O	O				X	O	O
Glove Box			O		X	X	X	X	X	X			X	X	X	X	X	X	X	X	X	X	X	X			X	X	X	X	
Drink Holders		X	X	X				X									X	X	X	X	X	X	X	X			X	X	X	X	
Ice Wells								X		X			X	X						X	X		X							X	
Hidden Top Storage								X	X	X										X	X										
Side Ski Storage		X	X	X	X	X	X	X	X	X					X		X	X	X	X	X	X	X				X	X	X	X	
Sun Pad								O									O														
Transom Drain Well	X	X	X		X	X		X		X	X	X	X	X			X				X						X				
Step Pads		X	X	X		X	X	X	X	X				X	X	X	X	X	X	X	X	X	X		X	X	X	X	X	X	
Bow Teak Strips			O	O*	O	O*	O*	O*	O*	O*		O*	O*	O*	O*	O*	O*	O*	O*	O*	O*	O*	O*	O*	O*	O*	O*	O*	O*	O*	
Stern Swim Ladder				O*				O	O	O																				O	
Teak Swim Platform				O				O	O	O																				O	
Stern Rail								O	O	O																				O	
Bow Rails		X	X	X	O*	O*	X	O*	X			O	O*	X	O*	X	X	X	X	X	X	X	X	X	X	O	X	X	X	X	
Deluxe Steering Wheel	O	O	O	O*	O	O*	O*	O*	O*	O*		O	O*	O*	O*	O*	O*	O*	O*	O*	O*	O*	O*	O*	O*	O*	O*	O*	O*	O*	
Fuel Gauge			X		X			X					X	X			X										X				
Speedometer								X				O	O	O								O	O				X				
Tachometer								O				O	O	O								O	O								
Bilge Pump		X	X	X	X	X	X	X	X	X			X	X	X	X	X	X	X	X	X	X	X	X							
Automatic Bilge Pump																									X	X	X	X	X	X	
Bilge Blower				X			X	X	X	X							X	X	X	X	X	X	X	X	X	X	X	X	X	X	
Command Instrumentation				X			X	X	X	X						X	X	X	X	X	X	X	X	X	X	X	X	X	X	X	
Walk-thru Curtain	O	O	O	O				O	O	O							O	O	O	O	O	O	O	O	O	O	O	O	O	O	
Bow Tonneau	O	O	O	O				O	O	O							O	O	O	O	O	O	O	O	O	O	O	O	O	O	
Transom Curtain												X														X	X	X			
Raised Casting Platform(s)		1-O	1-O	1-O							2-X																				
Aerated Livewell		O	O	O							X																				
Plexiglass Windshield											O																				
Passenger Console W/Glove Box											O																				
Rod Storage																									X	X		X			
Pin Stripe								X	X	X	X	X	X	X	X	X	X	X	X	X	X	X	X	X	X	X	X	X	X	X	
Cabin Headliner																									X	X	X	X	X	X	
Bow Hatch, Lockable Cabin Storage																									X	X	X	X	X	X	
V-Berth W/Cushions, Interior Lights																									X	X	X	X	X	X	
Cabin Side Windows																									X	X	X	X	X	X	
Cabin Handrail																										O	X	X	X	X	
Cabin Curtains																									O	O	O	O	O	X	
Permanent Marine Head																								O	O	O	O	O	O	O	
Ice Box																								O	O			X	X		
Alcohol Stove, Sink, Dining Table																														X	
Porta-Potti																														O	
Motor Cover Cushion																														O	
Stainless Steel Wheel																										O	X	X	O	O	X
Stainless Steel Package																														O	
Big Water Package†																											O	O	O	O	O
Full Camper Canvas																									O	O	O	O	O	O	
Electric Windshield Wiper (Port Side Opt.)																									X	O	X	X	X	X	X

*Deluxe Decor Group (Items vary. Consult you dealer for complete info.) †Big Water Package includes: Hourmeter (I/O's only), Horn, Spotlight, Compass.
NOTE: Bow Eyes, Tie-up cleats, Drain Plugs, Running Lights, Rack and Pinion Steering, Transom Lifting Rings, Resettable Circuit Breakers, and Exterior Graphics (optional on SS 150) are standard on all models listed on this page. Convertible Top W/Boot, Side and Aft Curtains, and Waterline Stripe are available on most models.

Additional CR 261 standards include: 20-Gal, Fresh Water Tank, Cigar Lighter, Aft Sleeping Quarters W/Cushions, Dual Battery System W/Switchover, Enclosed Locker, Port Hole Windows. **Additional options:** Shower—Permanent Mount Head W/Pump Out, Permanent Mount Head W/Pump Out, Shore Power, 12/110V Refrigerator (requires shore power).

Your Starcraft Dealer is:

Starcraft Company is a member in good standing of the Boating Industry Association. All Starcraft boats meet or exceed the standards established by B.I.A. for flotation, fuel systems, ventilation, electrical and safety as evidenced by the B.I.A. seal affixed to every Starcraft boat. In addition to these rigid standards, Starcraft boats are in compliance with all Federal and State regulations regarding boat safety, construction and identification.
PLEASE READ CAREFULLY: Dimensions, capacities, ratings and additional specifications plus complete warranty and service information are available from your Starcraft dealer. All product illustrations and data within this catalog are based upon information available at the time of publication. Due to publication errors, on-going product modifications and/or component part availabilities, Starcraft reserves the right to make changes without notice or obligation. You are advised to consult your local Starcraft dealer for most current product specifications prior to purchase. Some of the equipment shown separately or on products illustrated in this catalog may be optional at extra cost.

