



STARCRAFT

MARINE

IT'S ALWAYS THE RIGHT TIME TO GO FISHING.



2005



THE TIME OF YOUR LIFE.

Welcome to a world where time isn't simply measured in minutes and hours. A place where you can make time, keep time and most importantly, take your own sweet time. A place called fishing.

Maybe this is the day you teach your daughter to cast. Or the day you find a great spot nobody else knows about. Or the day your buddy finally gets a big one with his frontloaded lure.

At Starcraft, we know the value of every minute you have on the water. With 101 years behind us, we bring you the most time-tested boats you'll find anywhere. With the smoothest, driest rides. The most spacious cockpits and casting decks. The most innovative storage systems. And the most family-friendly flooplans and safety features.

Yes, we believe the quality of your boat is responsible for the quality of your experiences. So as you take a closer look at the exciting 2005 lineup, we hope you'll take note of the quality that sets us apart. Because in a Starcraft, fishing isn't just a pastime. It's a better time.



CONTENTS

Futura Sport	6
Futura	10
Fishmaster	12
C-Star	14
C-Star Fish & Ski	16
C-Star 170	18
Blender	20
Pro Star	26
Starfire	28
D-Star Deluxe	30
D-Star	32
Utilities	38
Jonks	39

Jr

BOATS



STARCRAFT
MARINE



Safety	4
Construction	8
Fishing tips	24
Preparing your fish	40
Trailering	41
Accessories	42
Apparel	44
Glossary	47



ARTICLES

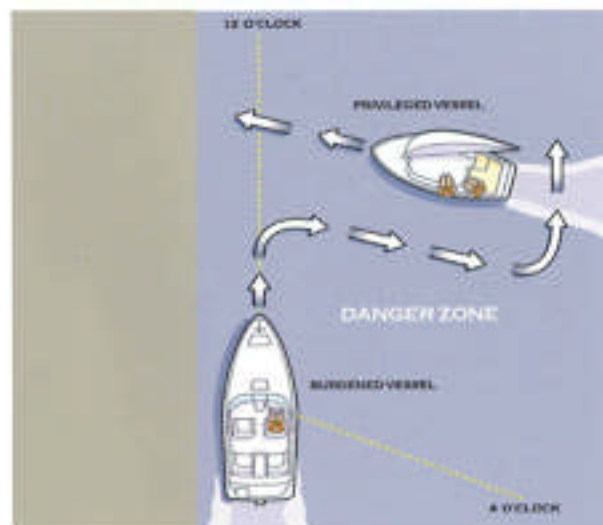
SAFETY

SETTING A GOOD EXAMPLE.



> Play it safe.

When you're out chasing the catch of the day, remember that safely controlling your boat comes first. Standing in a moving boat is dangerous, as is sitting on the gunwales, seat backs or pedestal seats. Never leave the helm unattended when the boat is underway. Safely stow any gear you're not using. And always use proper lighting when fishing at night.



> Who has the right of way?

Always give way to slower or less maneuverable boats, staying clear and passing to the stern. In crossing situations, the boat to the right from the 12 o'clock to the 4 o'clock position has the right of way. It should hold course and speed. The other boat must make whatever adjustments necessary to pass behind it. If you choose to pass a slower boat ahead of you, be sure to take care to keep out of its way. And never follow directly behind a boat towing skiers or tubers — if they fall, you could overtake them in a matter of seconds.

Controlling your boat always comes first.

> Anchoring your boat.

ALWAYS anchor your boat from the bow — NEVER from the stern. With the squared transom and the weight of the engine, anchoring from the stern could allow the current to pull your boat under water.



> Know the weather.

Never leave the dock without checking your local weather forecast. Severe weather can develop rapidly, so while you're out, pay attention to any changes. Things to watch out for include rapidly approaching clouds, a sudden drop in temperature and a sudden change in wind direction or speed.

Always carry a wearable PFD for each passenger.

> One for everyone.

Federal law requires that you carry at least one wearable (Type I, II or III) Personal Flotation Device (PFD) for each passenger, as well as one throwable (Type IV) PFD. There are many different styles, designed to be comfortable for every activity. And most importantly, each passenger should have one that fits properly — especially children and non-swimmers.



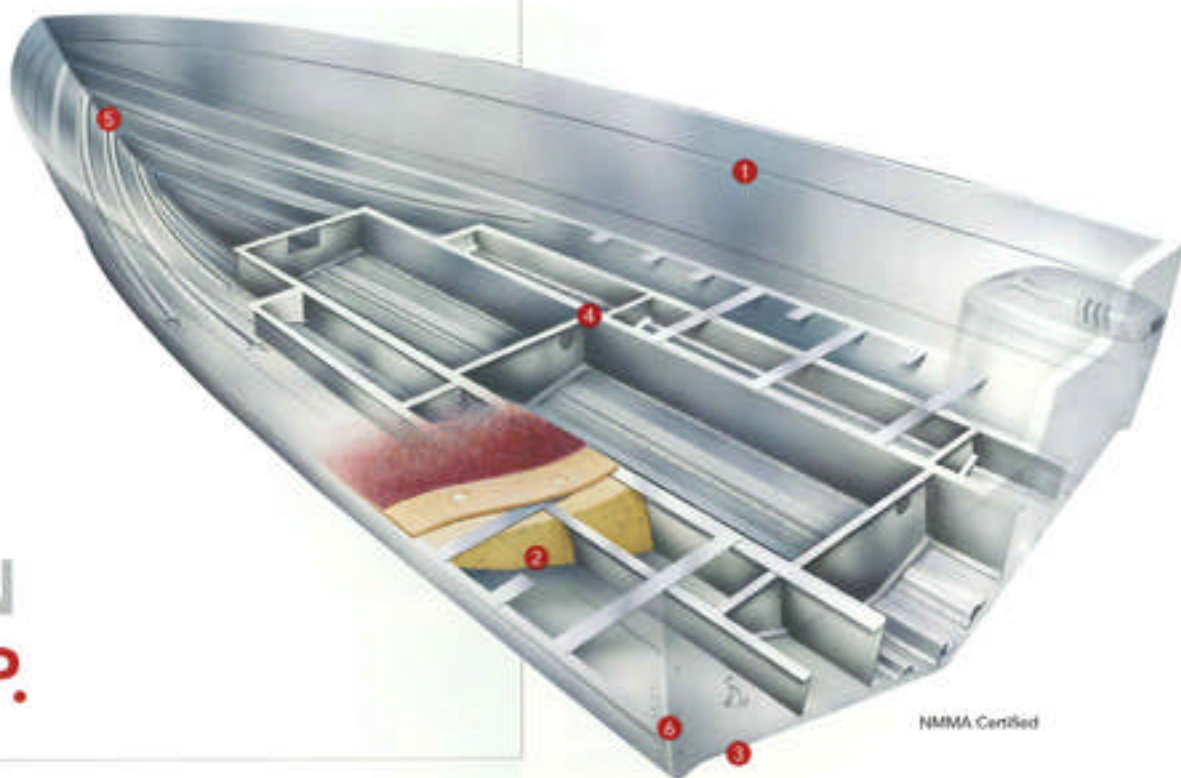
Type I

Type II

Type III

Type IV

CONSTRUCTION




BRING ON
THE **CHOP.**

Nearly a century ago, Starcraft became the first manufacturer to build boats out of metal, and we have yet to see anyone do it better. Our sturdy aluminum hulls provide exceptional strength, stability and safety — even in the roughest waters.

- 1 Starcraft uses only 5052 H34 marine grade aluminum for the greatest tensile strength and corrosion resistance.
- 2 Foam is injected, not poured, between the floor and hull — filling all air pockets and providing greater strength and reduced noise.
- 3 Full-length reverse chine pushes water down and away, for quicker planing and improved cornering.
- 4 Instead of flat I-beams, we use a flexible TBC stringer system for exceptional strength and shock absorption.
- 5 Unique machine-formed ribs are stronger and more flexible than the heavy two-ply aluminum used by competitors.
- 6 Double riveted chine and transom seams provide a tighter seal and increased structural integrity.

Starcraft Marine Top 5 Aluminum Comparison Points:



POWER-TRAC HULL® Our shock-absorbing Power-Trac Hull® combines longitudinal, machine-formed ribs with Starcraft's exclusive Torsion Beam Construction (TBC) stringer system that flexes with the waves instead of against them, providing greater strength and a smoother ride.

BUILT TO LAST How tough is a Starcraft aluminum fishing boat? Glad you asked. Each one is NMMA Certified and meets or exceeds all U.S. Coast Guard requirements. We use only 5052 H34 marine grade aluminum — the toughest we could find — to resist dents, dings and unwanted corrosion. We also finish our boats with a radiant heat-cured paint finish for good looks that will last, season after season.

SELECTION

From our 12' utility model to the Islander 221 cabin boat, Starcraft brings you one of the widest selections in the industry. With more than 40 aluminum boats to choose from, you can be sure there's a Starcraft that's right for you.

RELIABILITY

Our reputation rests on more than 100 years of building durable, high quality boats. Every Starcraft model is backed by that knowledge and experience.

DESIGN AND PERFORMANCE

Years ago, we pioneered aluminum boat construction with a desire to produce a rugged, durable boat. That same desire to be a leader in quality is evident in the new 2005 lineup, with a consistent level of performance that's second to none.

VALUE

Your new Starcraft is the result of our long heritage of unsurpassed quality. Thanks to our superior reputation, your boat will maintain a high resale value throughout the years.

SAFETY

Starcraft is guided by safety, first and foremost. This is the reason we belong to and support the NMMA, a leading organization of boating safety. Our boats meet or exceed the NMMA's exacting standards, as well as those of the U.S. Coast Guard.



FUTURA SPORT

Looking for a fishing boat that does it all? Say hello to the all new Futura Sport. This awe-inspiring boat combines serious fishing amenities with plenty of family-friendly details like snap-in carpet and iconic jump seats — to give you a fishing craft that can easily turn around for an afternoon of your favorite tow sports.



FUTURA & FUTURA SPORT

Top Reasons to Buy a Futura or Futura Sport:

Dollar for dollar, you simply can't buy a better boat than the Futura or Futura Sport. We invite you to check out the competition and see for yourself. Here are a few things to look for when comparing:

HULL At a whopping 84", the Futura and Futura Sport have the largest hull "footprint" in their price class. The 19° deadrise of the deep V hull gives you a softer ride in rough water. And with the reverse chine running from bow to stern, you get up on plane faster and stay drier throughout the ride.

COCKPIT Hop aboard. There's plenty of room inside these welcoming cockpits. The Futura and Futura Sport have 17% more cockpit space than their nearest competitor. And that's a difference you'll feel every time you start reeling them in. We also use thick 3/4" treated wood to build our floors, and we guarantee them for life. Fishing off the coast? We also offer maintenance-free, all-vinyl cockpit flooring as an option.

CONSOLE Just sit behind our console and take it all in. The backlit gauges. The chrome bezels and deluxe wheel. The hidden fasteners. The standard CD player. Even the cup holders are large and thoughtfully placed. And speaking of size, no one makes a bigger glove box. We also build our console tops out of durable, lightweight aluminum — not wood, which can warp and rot over time.

BASS SEATS Take our bass seat and turn it over. You won't find any wood there, but you will find it in our competitors' seats. Theirs feature exposed plywood with exposed staples to tack the vinyl to the plywood. Just ask yourself how long that seat will last. Not only are Starcraft seats wood free, we also intentionally design in large drainage areas to prevent water pooling. And on the backside? Ours come with handy storage nets.

BOW PANEL Our bow panel features a 12/24 volt trolling motor system with a 4-wire setup that's protected by two 40 amp circuit breakers. The competition's 2-wire system is protected by one fuse. That's right, a fuse. On the Futura bow panel, you'll also find a trim switch, courtesy lights, a rod box light switch, a livewell fill/recirculate switch and a 12 volt power point. What does the competition give you? A small 50 amp plug and courtesy light. At Starcraft, we also finish our bow with a 3-insert tackle tray instead of a flimsy curtain. And we even provide a comfortable wraparound cushion with built-in cup holders for extra guests.

See your dealer for information on the Tournament Special Package, available on the Futura Sport.



FUTURA

The Futura arrived in 2009, hailed as a top-of-the-line, full-featured boat for devoted anglers. Its Power-Trac Hull™ and whopping 52-gallon fuel tank take you wherever you want to go. And its innovative interior gives you spacious casting decks and six seat locations. The console features aerodynamic windshields with molded acrylic throughs and domed gauges. And you'll love the roving storage spaces, built-in tackle storage and the trophy/54" angled livewell with remote drain pump.



a	
b	c
d	e

- a **DRIVER'S CONSOLE** You'll love the futuristic design of the custom molded dash, sporty steering wheel and domed gauges.
- b **LIVWELL** The large aerated livewell drains with the flip of a switch.
- c **ROD STORAGE** You can count on the 8" lighted port and starboard rod lockers with tube hangers to keep your gear safely stowed.
- d **TACKLE TRAYS** In the bow, you'll find a built-in tackle box with three trays.
- e **JUMP SEATS** The jump seats are larger and more comfortable than ever before, and they provide easy access to the storage under the casting deck.

Color ■ Gun Metal Gray with Black

MERCURY
#1 On The Water



180 DC SPORT



180 DC



180 SC





FISHMASTER

When you're ready to take on the bigger fish in bigger waters, nothing compares to the Fishmaster with its wave-fighting Power-Trac Hull®. This all-aluminum boat boasts a deep foreboard, full-length cockpit toe-kicks and padded coaming. You'll also appreciate the durable, easy-to-clean vinyl interior with optional snap-in carpet. And optional curtains give you a full enclosure to extend your fishing season from early spring to late fall.



a	
b	c
d	e

- a STERN With reinforcements for downriggers, the boat is ideal for downrigger fishing.
- b BOW The bow casting deck features a fishing seat location and houses an under-deck storage space.
- c DRIVER'S CONSOLE The driver will enjoy the convenience of a full complement of domed gauges, deluxe rocker switches and no-feedback rack and pinion power steering with tilt wheel.
- d SEAT BOX The all-new SB models feature comfortable padded port and starboard side seat/storage boxes.
- e JUMP SEAT Removable stern jump seats are located port and starboard, giving you comfortable access to your downriggers (standard on all 19' models).

Color ■ Gun Metal Gray with Black
 ■ Blue ■ Teal (SB only)

MERCURY
 "1 On The Water"

100% Wood Free —
 The ultimate no-maintenance boat.



1961 I/O
 (also available as SB)



196



196 SB



176 SB
 (also available 176)





C-STAR

Welcome to the C-Star series. These rigged, versatile boats feature Starcraft's exclusive Power Trac Hull™ for a better ride, even in rough water. Five seat locations accommodate your style of fishing and a 32-gallon fuel tank lets you go farther and stay out longer. And, when your fishing day is done, folding jump seats convert the stern casting deck into comfortable seating for family or friends — plus, you have the option of a swim platform with ladder.



e	
b	c
d	e

- a. **FISH PACKAGE** The optional fish package adds a convenient fish locator to the custom molded dash with slotted gauges.
- b. **JUMP SEAT STORAGE** The jump seats provide easy access to the storage space under the stern casing deck.
- c. **TROLLING MOTOR** The optional fish package features a trolling motor with electronic steering on a quick-release mounting bracket.
- d. **186 LIVEWELL** You'll appreciate the large, 29 gallon livewell with closed loop aeration.
- e. **BOW PANEL** The bow panel features a trolling motor plug, a main motor trim switch, livewell switches and a courtesy light.

Color ■ Green ■ Bright Red
 ■ Black



186 DC



186 SC



166 DC



166 SC



MERCURY
 #1 On The Water



C-STAR FISH & SKI

Fishing and family fun come together seamlessly in this versatile 17-footer. The exclusive Power-Trac Hull™ gives you a drier, more comfortable ride, whether you're headed out to where the big ones are biting or enjoying an afternoon of skiing and tubing. You'll also enjoy the plush, deluxe helm and companion seats with locking swivels and the large 32-gallon fuel tank, for longer outings between pit stops.



170 F&S

a	
b	c
d	e

- a **JUMP SEATS/SKI POLE** In the stern, the casting deck easily folds up to create comfortable port and starboard jump seats. A removable ski pole also comes standard.
- b **BOW CUSHIONS** The versatile open bow seating is fully cushioned with bolster and coaming pads.
- c **BOW CASTING DECK** The bow seating easily converts into a roomy casting deck with a seat base and under-deck storage.
- d **ROD STORAGE** On the starboard side, you'll find lockable rod storage with a cushioned door, easy-access netting and a chrome anchor lock.
- e **DRIVER'S CONSOLE** At the helm, you'll enjoy the attractive dash with custom wheel, rock and prior steering and an AM/FM stereo CD player.

Color ■ Teal

MERCURY
"1 On The Water"





C-STAR 170

Are you looking for a family-friendly fishing boat that's loaded with great features, including the juice tag? Then you're on the right page. The C-Star gives you a remarkably comfortable, dry ride, thanks to its exclusive Power-Trac Hull™ with triskel beam construction. You'll also enjoy the convenience of a 32 gallon fuel tank and the comfort of deluxe seats with pieceless hinges and locking swivel. The seats are also on removable pedestals, and there are five seat locations to give you plenty of elbow room for fishing.



170 DC

a	
b	c
d	

- a **DRIVER'S CONSOLE** At the helm, you'll enjoy the attractive dash with custom wheel, rack and pinion steering and an AM/FM stereo CD player.
- b **GLOVE BOX** A locking glove box is located in the port console for added dry storage for keys, wallets and other essentials.
- c **UNDER-DECK STORAGE** Lift up the stern jump seats, and you'll have easy access to the storage space under the casting deck.
- d **ROD STORAGE** You'll love the 2' port and starboard lockable rod storage compartments, with cushioned aluminum doors, easy access netting and chrome anchor locks.

Color ■ Green ■ Bright Red
 ■ Black

MERCURY
"1 On The Water"





ISLANDER

Starcraft has the best solution for big open-water fishing — the Islander series. With a deep water hull, reliable stern drive, large fuel tank and 30" inside depth, you've got a great bow for larger lakes and coastal waters. And the best part? Even with all its features, it's still light enough for easy trailering — perfect for a weekend of serious fishing.



a	
b	c
d	e

- a **DRIVER'S CONSOLE** The helm console features a full instrumentation panel, deluxe switches, rack and pinion power steering and an AM/FM stereo with CD player.
- b **STERN** The stern jump seats provide comfortable seating near your downriggers, and they are removable to give you maximum casting room.
- c **V-BERTH** The cushioned V-berth seats four people and converts to a bed. You'll find convenient storage under the berth, as well as an interior light and sliding side windows with screens.
- d **ROD STORAGE** You'll have plenty of open rod storage both port and starboard on the 221, as well as these vertical rod holders in the stern.
- e **TACKLE TRAYS** Built-in tackle trays help you keep everything safely and neatly stowed away.

Color ■ Blue



STARCRAFT 2005

FISHING BOATS FEATURES & OPTIONS

Hull Construction	Power 180 DC Motor	Power 180 DC	Power 180 DC	Power 180 DC	Power 180 DC	Power 180 DC	Power 180 DC	Power 180 DC	Power 180 DC	Power 180 DC	Power 180 DC	Power 180 DC	Power 180 DC	Power 180 DC	Power 180 DC	Power 180 DC	Power 180 DC	Power 180 DC
Limited Lifetime Deck Warranty	S	S	S	•	•	•	•	•	•	•	S	S	S	S	S	S	S	S
Lifetime Warranty on All Riveted Seams	S	S	S	S	S	S	S	S	S	S	S	S	S	S	S	S	S	S
Power-Trac Hull® with Torsion Beam Construction	S	S	S	S	S	S	S	S	S	S	S	S	S	S	S	S	S	•
Torsion Beam Construction	S	S	S	S	S	S	S	S	S	S	S	S	S	S	S	S	S	•
Machine Formed Ribs	S	S	S	S	S	S	S	S	S	S	S	S	S	S	S	S	S	S
Double Riveted Chine & Transom Seams	S	S	S	S	S	S	S	S	S	S	S	S	S	S	S	S	S	S
Injected Flotation Foam	S	S	S	S	S	S	S	S	S	S	S	S	S	S	S	S	S	S
Full-Length Reverse Chine	S	S	S	S	S	S	S	S	S	S	S	S	S	S	S	S	S	•
Built-In Fuel Tank (gallons)	(52)	(52)	(52)	(52)	(52)	(52)	(52)	(32)	(32)	(32)	(32)	(32)	(32)	(32)	(32)	(32)	(52)	(34)
Composite Floor/Deck	•	•	•	S	S	S	S	S	S	•	•	•	•	•	•	•	•	•
7-Ply Pressure Treated Floor/Deck	S	S	S	•	•	•	•	•	•	S	S	S	S	S	S	S	S	S
Stainless Steel Bow and Stern Eyes	S	S	S	S	S	S	S	S	S	S	S	S	S	S	S	S	S	•
Stepped Transom for Kicker Motor	S	S	S	S	S	S	S	S	S	S	S	S	S	S	S	S	•	•
Stainless Steel Bow Rails	•	•	•	•	•	•	•	•	•	•	•	•	•	•	•	•	S	S
Anchor Rope Storage in Bow	•	•	•	•	•	•	•	•	•	•	•	•	•	•	•	•	S	S
Cockpit																		
Deluxe Movable Pedestal Seats (qty.)	(3)	(3)	(3)	(4)	(5)	(4)	(5)	(3)	(5)	(3)	(3)	(3)	(3)	(3)	(3)	(3)	•	•
Pedestal Seat Locations (qty.)	(4)	(4)	(4)	(5)	(5)	(5)	(5)	(3)	(5)	(3)	(3)	(3)	(3)	(3)	(3)	(3)	•	•
Slider on Helm Seat	S	S	S	S	S	S	S	S	S	S	S	S	S	S	S	S	•	•
Fixed Helm Seat	•	•	•	•	•	•	•	•	•	•	•	•	•	•	•	•	S	S
Rod Storage (length)	(8)	(7' 6")	(7' 6")	(10)	(10)	(10)	(10)	(8)	(8)	(7' 6")	(7' 6")	(6' 6")	(7)	(7)	(7)	(7)	(8)	(8)
Rod Storage (compartment)	(2)	(1)	(1)	(2)	(2)	(2)	(2)	(2)	(2)	(2)	(2)	(2)	(2)	(2)	(2)	(2)	(2)	(2)
Bow/Aft Casting Platform	S	S	S	•	•	•	•	•	•	S	S	S	S	S	S	S	•	•
Bow Casting Platform	S	S	S	S	S	S	S	S	S	S	S	S	S	S	S	S	•	•
Aft Storage	S	S	S	S	S	S	S	S	S	S	S	S	S	S	S	S	S	S
Bow Storage	S	S	S	S	S	S	S	S	S	S	S	S	S	S	S	S	•	•
Cockpit Toe Kicks	•	•	•	S	S	S	S	S	S	S	S	S	S	S	S	S	S	S
In-Floor Storage	S	S	S	S	S	S	S	•	•	•	•	•	•	•	•	•	•	•
Built-In Tackle Storage	S	S	S	•	•	•	•	•	•	•	•	•	•	•	•	•	•	•
Cup Holders (qty.)	(4)	(3)	(3)	•	•	•	•	(1)	(1)	(4)	(4)	(4)	(5)	(4)	(2)	(2)	(2)	•
Cabin Windows with Privacy Curtains	•	•	•	•	•	•	•	•	•	•	•	•	•	•	•	•	S	S
Interior Cabin Lighting	•	•	•	•	•	•	•	•	•	•	•	•	•	•	•	•	•	•
Large Translucent Bow Hatch w/Screen	•	•	•	•	•	•	•	•	•	•	•	•	•	•	•	•	•	•
Fishing Package - Trolling Motor, Fish Locator	O	O	O	O	O	O	O	O	O	O	O	O	O	O	O	O	•	•
Snap-In Carpet	S	O	O	O	O	O	O	O	O	•	•	•	•	•	•	•	•	•
Marine Grade Fade Resistant Carpet	S	S	S	S	S	S	S	S	S	S	S	S	S	S	S	S	S	S
Marine Grade UV Stable Upholstery Vinyl	S	S	S	S	S	S	S	S	S	S	S	S	S	S	S	S	S	S
Maintenance Free Vinyl Cockpit Flooring	S	O	O	S	S	S	S	S	S	O	O	O	O	O	O	O	S	S
Swim Platform & Ladder	O	O	O	•	•	•	•	•	•	O	O	•	O	O	O	O	•	•
Power Pedestals	O	O	O	O	O	O	O	O	O	O	O	•	O	O	O	O	•	•
Deck & Controls																		
Fuel Gauge	S	S	S	S	S	S	S	S	S	S	S	S	S	S	S	S	S	S
Speedometer	S	S	S	S	S	S	S	S	S	S	S	S	S	S	S	S	S	S
Tachometer	S	S	S	S	S	S	S	S	S	S	S	S	S	S	S	S	S	S
Voltmeter	S	S	S	S	S	S	S	S	S	S	S	S	S	S	S	S	S	S
Oil & Temperature Gauges	•	•	•	S	S	•	•	•	•	•	•	•	•	•	•	•	•	•
Trim Gauges	•	•	•	S	S	•	•	•	•	•	•	•	•	•	•	•	•	•
Lanyard Safety Switch	S	S	S	S	S	S	S	S	S	S	S	S	S	S	S	S	S	S
Lowrance® X-51 Fish Locator	•	•	•	•	•	•	•	•	•	•	•	•	•	•	•	•	O	O
Lowrance® X-125 Fish Locator	O	O	O	O	O	O	O	O	O	O	O	O	O	O	O	O	O	O
CD Player	S	S	S	S	S	S	S	S	S	•	•	S	•	•	•	•	S	S
Marine Grade Speakers (qty.)	(2)	(2)	(2)	(2)	(2)	(2)	(2)	(2)	(2)	•	•	(2)	•	•	•	•	(2)	(2)
Locking Glove Box	S	S	•	S	S	S	S	S	S	S	S	S	S	S	S	S	•	•
Starboard Windshield Wiper	•	•	•	•	•	•	•	•	•	•	•	•	•	•	•	•	•	•
Port Windshield Wiper	•	•	•	•	•	•	•	•	•	•	•	•	•	•	•	•	O	O
Custom Wheel	S	S	•	•	•	•	•	•	•	S	S	S	S	S	S	S	•	•
Horn	S	S	S	S	S	S	S	S	S	S	S	S	S	S	S	S	S	S
Fishing																		
Threaded Sure Lock® Livewell Standpipe	•	•	•	S	S	S	S	S	S	S	S	S	S	S	S	S	S	S
Rotocast Livewell(s) with Radiused Corners	S	S	S	S	S	S	S	S	S	•	•	S	•	•	•	•	•	•
Timed Livewells	S	S	S	•	•	•	•	•	•	•	•	•	•	•	•	•	•	•
Aerated Bow Livewell (gallons)	(12)	•	•	(4)	(4)	(4)	(4)	(2)	(2)	(2)	(2)	(16)	(11)	(12)	(12)	•	•	•
Livewell with Pump Out	S	S	S	•	•	•	•	•	•	•	•	•	•	•	•	•	•	•
Aerated Aft Livewell (gallons)	(22)	(34)	(36)	•	•	•	•	•	•	•	•	•	(12)	•	•	•	•	•
Aerated Port Livewell (gallons)	•	•	•	•	•	•	•	•	•	•	•	•	•	•	•	•	(4)	(2)

STARCRRAFT 2005

> FISHING BOATS FEATURES & OPTIONS

	200'149 hp	200'149 hp	200'149 hp	220'164 hp	220'149 hp	175'131 hp	175'131 hp	150'112 hp	150'112 hp	150'112 hp	150'112 hp	125'93 hp	125'93 hp	125'93 hp	125'93 hp	200'164 hp	135'101 hp
Plumbing (Continued)																	
Lighted Livewell	\$	\$	\$	*	*	*	*	*	*	*	*	*	*	*	*	*	*
Aerated Bow Baitwell	*	\$	\$	*	*	*	*	*	*	*	\$	\$	\$	\$	*	*	*
Aerated Ah Baitwell	*	\$	\$	*	*	*	*	*	*	*	\$	\$	\$	\$	*	*	*
Built-In Overflow Drains	\$	\$	\$	*	*	*	*	*	*	*	*	*	*	*	*	*	*
Head with Pump-Out	*	*	*	*	*	*	*	*	*	*	*	*	*	*	*	O	*
Removable Porta-Potti®	*	*	*	*	*	*	*	*	*	*	*	*	*	*	*	O	O
Electrical																	
Extra Fuse Box	\$	\$	\$	\$	\$	\$	\$	\$	\$	\$	\$	\$	\$	\$	\$	\$	\$
Removable Bow Navigation Light	\$	\$	\$	\$	\$	\$	\$	\$	\$	\$	\$	\$	\$	\$	\$	\$	\$
Removable Non-Glare Stern Navigation Light	\$	\$	\$	\$	\$	\$	\$	\$	\$	\$	\$	\$	\$	\$	\$	\$	\$
Windshield-Mounted Navigation Light	*	*	*	*	*	*	*	*	*	*	*	*	*	*	*	*	*
Courtesy Light(s)	\$	\$	\$	\$	\$	\$	\$	\$	\$	\$	\$	\$	\$	\$	\$	\$	\$
Power Point	\$	\$	\$	\$	\$	\$	\$	\$	\$	\$	\$	\$	\$	\$	\$	\$	\$
Circuit Breakers	\$	\$	\$	\$	\$	\$	\$	\$	\$	\$	\$	\$	\$	\$	\$	\$	\$
Bow Panel with Trolling Motor Plug/Volt Gauge, Outboard Motor Trim Switch, Courtesy Light, Bow Livewell Fill/Recirculate Switch	\$	\$	\$	*	*	*	*	*	*	*	*	\$	\$	*	*	*	*
Bow Panel with 12/24 Volt Trolling Motor Plug, Outboard Motor Trim Switch, Courtesy Light, Bow Livewell Fill/Recirculate Switch	*	*	*	*	*	*	*	*	*	*	*	\$	\$	*	*	*	*
Bow 12 Volt Trolling Motor Plug	*	*	*	O	O	O	O	O	O	O	*	*	*	*	*	*	*
Mechanical																	
Tilt No Feedback Rack & Pinion Steering	\$	\$	\$	\$	\$	\$	\$	\$	*	*	*	*	*	*	*	*	*
Rack & Pinion Steering	*	*	*	*	*	*	*	\$	\$	\$	\$	\$	\$	\$	\$	\$	\$
Hydraulic Tilt Steering	O	O	O	*	*	O	O	O	O	O	O	O	*	*	*	*	*
Covers																	
Trip & Storage Boat	O	O	*	\$	\$	\$	\$	\$	\$	O	*	*	O	O	O	*	\$
Mooring Cover with Trolling Motor	*	*	*	*	*	*	*	*	*	O	O	O	O	O	O	O	*
Mooring Cover without Trolling Motor	O	O	O	O	O	O	O	O	O	O	O	O	O	O	O	O	O
Bow Tonneau Cover	O	O	*	O	O	O	O	O	O	O	*	*	O	O	O	*	*
Side Curtain Set	O	O	*	O	O	O	O	O	O	O	*	*	O	O	O	*	*
Ah Curtain	O	O	*	O	O	O	O	O	O	O	*	*	O	O	O	*	*
Walk-Thru Curtain	O	O	*	O	O	O	O	O	O	O	*	*	O	O	O	*	*
Drip Curtain Set	*	*	*	O	O	O	O	O	O	*	*	*	*	*	*	*	*
Stand-Up Bimini Top	*	O	O	*	*	*	*	*	*	*	O	*	*	*	O	*	*
Visor	*	*	*	*	*	*	*	*	*	*	O	*	*	*	*	\$	\$
Trailers - EZ Loader																	
Painted or Galvanized Bunk	O	O	O	O	O	O	O	O	O	O	O	O	O	O	O	O	O
Painted or Galvanized Roller	O	O	O	O	O	O	O	O	O	O	O	O	O	O	O	O	O
Custom-Welded Trailer with Swing-Away Tongue & Deluxe Chrome Wheels	O	O	O	O	O	O	O	O	O	O	O	O	O	O	O	O	O
Deluxe Chrome Wheels	O	O	O	O	O	O	O	O	O	O	O	O	O	O	O	O	O
Outboard Motor Support	O	O	O	*	*	O	O	O	O	O	O	O	O	O	O	*	*

\$ = Standard O = Option * = Not available on this model

STARCRRAFT 2005

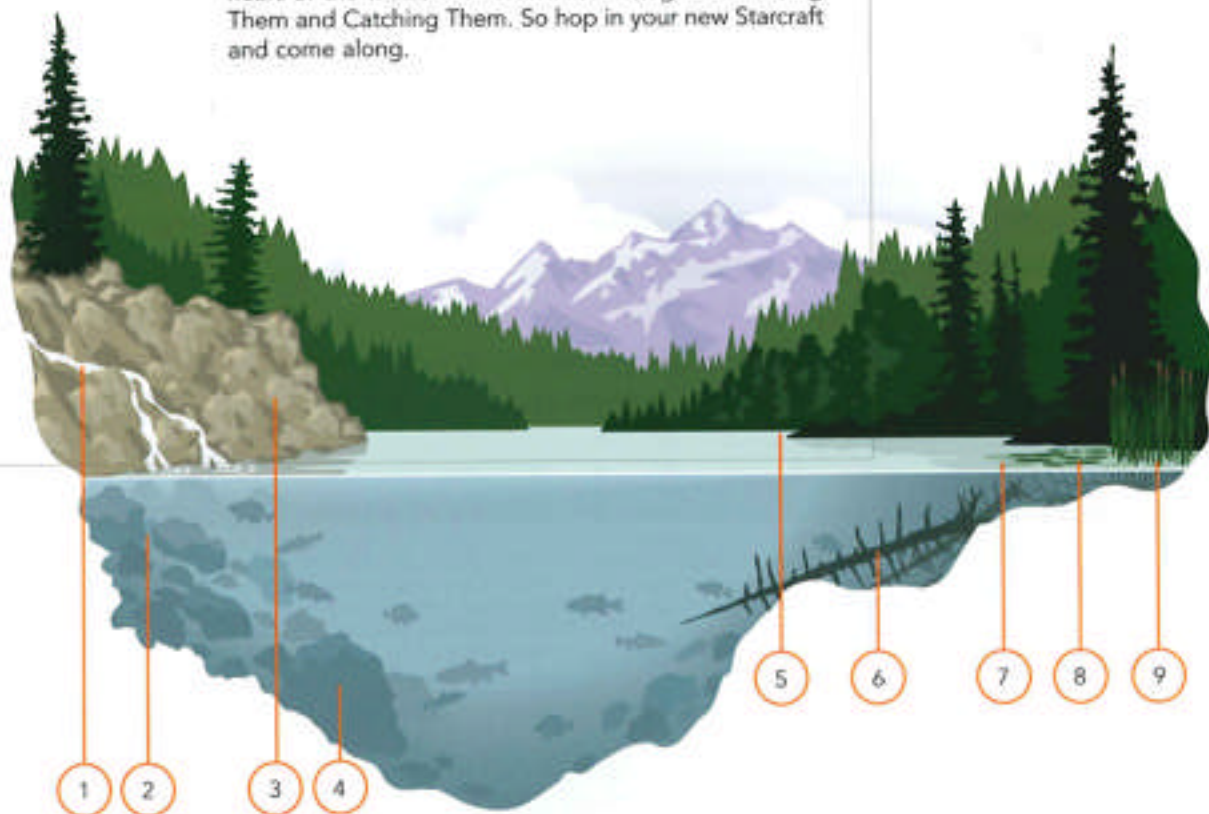
> FISHING BOATS SPECIFICATIONS

	200'149 hp	200'149 hp	200'149 hp	220'164 hp	220'149 hp	175'131 hp	175'131 hp	150'112 hp	150'112 hp	150'112 hp	150'112 hp	125'93 hp	125'93 hp	125'93 hp	125'93 hp	200'164 hp	135'101 hp
Maximum HP	200/149 kw	200/149 kw	200/149 kw	220/164 kw	220/149 kw	175/131 kw	175/131 kw	150/112 kw	150/112 kw	150/112 kw	150/112 kw	125/93 kw	125/93 kw	125/93 kw	125/93 kw	200/164 kw	135/101 kw
Fuel Capacity (gallons/liters)	32/119.8	32/119.8	32/119.8	32/119.8	32/119.8	32/119.8	32/119.8	32/121.1	32/121.1	32/121.1	32/121.1	32/121.1	32/121.1	32/121.1	32/121.1	32/121.1	32/121.1
Length (feet/meters)	18'2"/5.5	18'2"/5.5	18'2"/5.5	19'9"/6	19'9"/6	19'9"/6	19'9"/6	17'8"/5.4	17'8"/5.4	18'5"/5.6	18'5"/5.6	18'3"/5.6	18'3"/5.6	18'3"/5.6	16'10"/5.1	16'10"/5.1	16'10"/5.1
Beam (inches/cm)	300"/254	300"/254	300"/254	300"/254	300"/254	300"/254	300"/254	31"/226	31"/226	31"/226	31"/226	31"/226	31"/226	31"/226	31"/226	31"/226	31"/226
Weight (boat only - lbs./kgs.)	1320/603.3	1320/603.3	1320/603.3	1454/659.5	1454/659.5	1470/666.8	1470/666.8	1119/542.1	1119/542.1	1265/573.8	1215/551.1	1304/591.5	1304/591.5	1304/591.5	1147/520.3	1087/497.6	1800/819.2
Capacity (persons/lbs./kgs.)	3100/1403.4	3100/1403.4	3100/1403.4	3120/1416.3	3120/1416.3	3120/1416.3	3120/1416.3	2900/1309.9	2900/1309.9	3100/1403.4	3100/1403.4	2800/1270.8	2800/1270.8	2800/1270.8	2800/1270.8	2800/1270.8	2800/1270.8
Capacity (lbs./kgs.)	1700/771.1	1700/771.1	1700/771.1	1700/771.1	1700/771.1	2050/929.9	2050/929.9	1700/771.1	1700/771.1	1950/884.5	1950/884.5	1550/705.4	1550/705.4	1550/705.4	1500/680.4	1500/680.4	2000/907.2
Inside Depth (inches/cm)	24"/61	24"/61	24"/61	31"/79	31"/79	31"/79	31"/79	27"/69	27"/69	23"/58	23"/58	27"/69	27"/69	27"/69	27"/69	30"/76	30"/76
Transom Width (inches/cm)	99"/251	99"/251	99"/251	99"/251	99"/251	99"/251	99"/251	86"/218	86"/218	89"/226	89"/226	89"/226	89"/226	89"/226	89"/226	90"/229	90"/229
Chine Width (inches/cm)	84"/213	84"/213	84"/213	84"/213	84"/213	84"/213	84"/213	73"/185	73"/185	73"/185	73"/185	73"/185	73"/185	73"/185	73"/185	81"/206	81"/206
Transom Height (inches/cm)	25"/64	25"/64	25"/64	N/A	N/A	25"/64	25"/64	20"/51	20"/51	20"/51	20"/51	20"/51	20"/51	20"/51	20"/51	N/A	N/A
Aluminum Gauge (inches/cm)	100"/254	100"/254	100"/254	100"/254	100"/254	100"/254	100"/254	100"/254	100"/254	100"/254	100"/254	100"/254	100"/254	100"/254	100"/254	100"/254	100"/254
Package Length (feet/meters)	22'8"/6.9	22'8"/6.9	22'8"/6.9	22'5"/7.2	22'5"/7.2	22'5"/7.2	22'5"/7.2	21'6"/6.6	21'6"/6.6	22'8"/6.9	22'8"/6.9	21'3"/6.5	21'3"/6.5	21'3"/6.5	21'3"/6.5	21'3"/6.5	21'3"/6.5
Towing Weight (lbs./kgs.)	3237/1468.3	3237/1468.3	3237/1468.3	3570/1619.4	3570/1619.4	3270/1483.3	3270/1483.3	2535/1149.9	2535/1149.9	2641/1200.6	2641/1198	2749/1247	2649/1200.6	2649/1200.6	2540/1151.7	2540/1151.1	3175/1443.1
Deadrise (degree)	19	19	19	19	19	19	19	17	17	15	15	15	15	15	15	15	18

FISHING TIPS

TIPS FOR GREAT FISHING.

Welcome to Starcraft's 2005 tips to help you make the most of your fishing trips. This year, we're getting to the heart of the matter with two main categories: Finding Them and Catching Them. So hop in your new Starcraft and come along.



In the simplest terms, finding fish means finding where their food is. In streams and rivers, food is concentrated in currents, but in lakes and other still waters, you have to know the terrain, or structure. Here are some great places to start.

1. Inlets
2. Boulders
3. Rocky points
4. Cliffs and drop-offs
5. Coves
6. Underwater trees
7. Shade
8. Lily pads
9. Weed beds

In coastal areas, fishing is best when the tides are moving in or out. During an outgoing tide, you'll want to be just outside harbors and creek mouths, where bait and fish will pass as the tide recedes.

> Time and temperature.

When's the best time to fish? Most experienced anglers go looking for game fish at dawn and at dusk — and on cloudy days that look like dawn and dusk. Many people believe that weather, temperature, moon phases and barometric pressure



effect how fish will bite. If you're fishing for a particular species, it's well worth the time to learn the habits of that fish in the water where you're fishing. Keeping a detailed log can also help you establish the patterns of your favorite game fish.

> Taking the bait.

There are two main approaches to catching fish: live bait and artificial lures. Preferred baits vary widely from species to species and from region to region. They can include chunks of fish (cut bait), specially formulated prepared baits, doughballs, shrimp, clams, leeches, insects and many more. Worms and minnows are perhaps the most popular, and may be used in different ways, depending on your style of fishing.



THREADING A WORM



THREADING A MINNOW

You may either thread the hook through the body of the worm, or you may completely hide the hook by threading several worms on the shank and covering the point.

Threading a minnow depends on your method of fishing. Through the back works best with a bobber, while through the lips is better for trolling. Threading the minnow through the tail allows it to continue to swim and attract fish.



The most basic way to thread a plastic worm is the Texas rig — with the hook threaded through the head of the worm, out the side and then back in to bury the point. This prevents the rig from snagging on weeds or underwater structure. A deep-water variation is the Carolina rig, which allows the worm to float freely along the bottom. You simply put a sinker on your line above a swivel, and tie a leader to both the swivel and the eye of the hook.

> How to tie an improved clinch knot:

1. Thread through eye of hook.



1. Thread the end of the line through the eye of the hook and pull it back toward the line.

2. Five turns around line.



2. Make 5 or more wraps around the line.

3. Pass end through loop.



3. Pass the end through the first loop nearest the eye.

4. Pass end through large loop.



4. Thread the end back through the loop you just made.

5. Tighten and trim end.



5. Pull the hook and line tight and clip excess line from the knot.

> The basics of lures.

The advantage of fishing with lures is that you may reuse them again and again. However, it's important that you work them so they resemble live bait — with jerks, twitches, jiggling and swimming motions.



Plugs and crankbaits are designed to be cast out and reeled back in. They may stay on the surface or dive when retrieved, depending on their shape. A long lip on a crankbait will cause it to dive deeper, while a shorter lip will keep it shallow.

Jigs may be cast or trolled — some are designed to stay close to the surface while others sink quickly to the bottom.

Spoons may be designed for either casting or trolling. Weedless styles are ideal for fishing around weed beds for walleye and bass.

Spinners are popular because they come in many different styles for many types of fishing.

Spinnerbaits are designed for fishing at a variety of depths, primarily for bass, walleye and pike.

Buzzbaits churn the water to attract fish on the surface.



PRO STAR

If you have your heart set on a professional, tournament-ready boat, consider the Pro Star. This fiberglass series gives you greater hull weight to take on rough water at high speeds, giving you the advantage you need to be the first one out to the bigger fish. And even though this is the ultimate fishing machine, there's room for the whole family, thanks to the removable stern jump seats.



180
(also available as 206
shown below and on
opposite page)

a	
b	c
d	e

- a. **DRIVER'S CONSOLE** This one-of-a-kind console features a silver metallic dash with lighted toggle switches and a custom wheel with hydraulic tilt steering.
- b. **TACKLE BOX** A recessed three-tray tackle box is conveniently located in the bow to help you keep everything neatly organized.
- c. **STORAGE** You'll appreciate the large lighted central rod locker with eight rod tubes, as well as added storage under the bow casting deck.
- d. **LIVEWELL** This trophy-sized 39 gallon stern livewell is 40" long and includes an aerated removable bait bucket.
- e. **BOW PANEL** The bow panel houses the trolling motor plug, the main motor trim switch, the bow livewell controls and the light switches.

Color ■ Burgandy ■ Bright Red
■ Black ■ Sapphire Blue ■ Cappuccino

MERCURY
"1 On The Water"





STARFIRE

The value-packed Starfire series is perfect for fishing and family fun. Its Power-Trac Hull™ gives you a soft, dry ride, while its deluxe interior is roomy and comfortable. In one great boat, you have the ability to take on larger lakes with a size that's ideal for easy towing.



190



170



160

a	
b	c
d	e

- a HELM CONSOLE: The helm console on the 160, shown here with optional fish locator, features easy-to-read gauges, a tempered glass windshield and rack and pinion steering.
- b 160 BOW LIVEWELL: Keep your catch safe and lively inside the 22 gallon aerated bow livewell with rounded corners.
- c BOW CASTING DECK: The Starfire features a roomy bow casting deck with fishing seat location and a bow panel with trolling motor plug and other controls.
- d LOCKABLE ROD STORAGE: On the 160, you'll find 7" lockable rod storage compartments, both port and starboard.
- e BUILT-IN TACKLE TRAYS: There's plenty of room for your jigs and spinnerbaits inside these handy built-in tackle trays.

Color ■ Green ■ Blue (190 & 170 only)
 ■ Black (160 only)


MERCURY
 #1 On The Water





D-STAR DELUXE

Introducing the all-new D-Star Deluxe series. These economical fishing boats give you quick planing, superb handling and a dry ride — thanks to our exclusive Power-Trac Hull®. The large cockpit features plenty of room for your family and all your gear, and there's space under the stern casting deck for two Quicksilver 6.6 gallon portable fuel tanks. This lightweight, easily towed craft is perfect for weekend getaways.



a	
b	c
d	e

- a **DRIVER'S CONSOLE.** The dual console model features a walk-thru windshield, while the single console has an aerodynamic windscreen. Both feature rack and pinion steering.
- b **ROD STORAGE.** The starboard side houses the convenient lockable rod storage compartment.
- c **STERN.** Under the stern casting deck you'll find the fuel tank and battery storage.
- d **LIVEWELL.** The aerated 13 gallon port side livewell with divider helps assure that everyone's catch makes it home safely.
- e **BOW.** The roomy bow casting deck includes a seat location and a large under-deck storage space.

Color ■ Blue

All D-Star models are available with optional maintenance-free, all-vinyl cockpit flooring.

MERCURY
1 On The Water



160 DLX DC



160 DLX SC




160 DLX T





D-STAR

If you favor a "back to basics" approach to fishing, then the all-new D-Star is the choice for you. With high-quality construction and a sprung cockpit, you get more boat for your money — and more of the things that are important to you. In the bow, you'll find a large casting deck with a seat location and under-deck storage, while under the stern casting deck, you'll appreciate the battery storage and room for two QuickSilver portable fuel tanks.



- a. **TILLER WITH BELL PEDESTAL SEAT** The D-Star comes standard with two deluxe seats with pinchless hinges and locking swivel. For added versatility, they're on removable pedestals with two locations.
- b. **BOW STORAGE** There's plenty of room for life jackets and other gear in this large, under-deck storage area.
- c. **ROD HOLDERS** On the starboard side, you'll have the convenience of a 7" open rod storage rack.
- d. **LIVEWELL** The aerated 13 gallon port side livewell with divider helps ensure that everyone's catch makes it home safely.

Color ■ Blue

All D-Star models are available with optional maintenance-free, all-nylon cockpit flooring.

MERCURY
"1 On The Water"



160 SC



160 T



STARCRAFT 2005

> FISHING BOATS FEATURES & OPTIONS

Deck Construction

	21' Base (21)	23' Base (23)	25' Base (25)	27' Base (27)	29' Base (29)	30' Base (30)	31' Base (31)	32' Base (32)	33' Base (33)	34' Base (34)
Limited Lifetime Deck Warranty	*	*	\$	\$	\$	\$	\$	\$	\$	\$
Lifetime Warranty on All Riveted Seams	*	*	\$	\$	\$	\$	\$	\$	\$	\$
Power-Trac Hull® with Torsion Beam Construction	*	*	\$	\$	\$	\$	\$	\$	*	*
Torsion Beam Construction	*	*	\$	\$	\$	\$	\$	\$	*	*
Machine Formed Ribs	*	*	\$	\$	\$	*	*	*	*	*
Double Riveted Chine & Transom Seams	*	*	\$	\$	\$	\$	\$	\$	\$	\$
Injected Floation Foam	\$	\$	\$	\$	\$	\$	\$	\$	\$	\$
Full Length Reverse Chine	*	*	\$	\$	\$	*	*	*	*	*
Built-in Fuel Tank (gallons)	(5)	(7)	(12)	(23)	(16)	*	*	*	*	*
Composite Floor/Deck	\$	*	*	*	*	*	*	*	*	*
7-Ply Pressure Treated Floor/Deck	*	*	\$	\$	\$	\$	\$	\$	\$	\$
Stainless Steel Bow and Stern Eyes	\$	\$	\$	\$	\$	\$	\$	\$	*	*
Stepped Transom for Kicker Motor	\$	\$	\$	\$	*	*	*	*	*	*

Cockpit

Deluxe Movable Pedestal Seats (qty)	(2)	(2)	(3)	(3)	(3)	(3)	(3)	(3)	(2)	(2)
Pedestal Seat Locations (qty)	(4)	(4)	(6)	(6)	(6)	(4)	(4)	(3)	(3)	(3)
Slider on Helm Seat	\$	\$	\$	\$	\$	*	*	*	*	*
Fixed Helm Seat	\$	*	*	*	*	*	*	*	*	*
Rod Storage (length)	(7' 6")	(7' 6")	(8')	(7')	(7')	*	*	*	(7')	(7')
Rod Storage (compartments)	(1)	(1)	(2)	(2)	(2)	(1)	(1)	(1)	*	*
Rod Storage - Vertical or Rod Ramp	\$	\$	*	*	*	*	*	*	*	*
Bow/Aft Casting Platform	\$	\$	\$	\$	\$	*	*	*	*	*
Bow Casting Platform	\$	\$	*	*	*	*	*	*	*	*
Aft Storage	\$	\$	\$	\$	\$	*	*	*	*	*
Bow Storage	\$	\$	\$	\$	\$	\$	\$	\$	\$	\$
Cockpit Toe Kicks	\$	\$	*	*	*	*	*	*	*	*
In-Floor Storage	*	*	*	*	*	*	*	*	*	*
Built-in Tackle Storage	\$	\$	\$	\$	*	*	*	*	*	*
Cup Holders (qty)	*	*	(3)	(3)	(1)	(2)	(1)	*	*	*
Fishing Package - Trolling Motor, Fish Locator	0	0	0	0	0	0	0	0	0	0
Marine Grade Fade Resistant Carpet	*	\$	\$	\$	\$	\$	\$	\$	\$	\$
Marine Grade UV Stable Upholstery Vinyl	\$	\$	\$	\$	\$	\$	\$	\$	\$	\$
Maintenance Free Vinyl Cockpit Flooring	*	*	0	0	0	0	0	0	0	0
Swim Platform & Ladder	*	*	0	0	*	*	*	*	*	*
Power Pedestals	*	*	0	0	0	0	0	0	*	*

Elect & Console

Fuel Gauge	\$	\$	\$	\$	\$	*	*	*	*	*
Speedometer	\$	\$	\$	\$	*	*	*	*	*	*
Tachometer	\$	\$	*	*	*	*	*	*	*	*
Voltmeter	\$	\$	\$	\$	*	*	*	*	*	*
Lanyard Safety Switch	\$	\$	\$	\$	\$	\$	\$	\$	\$	\$
Lowrance® X-51 Fish Locator	*	*	*	*	0	0	0	0	0	0
Lowrance® X-125 Fish Locator	0	0	0	0	0	0	0	0	0	0
AMPM Cassette Stereo	*	*	\$	\$	*	*	*	*	*	*
CD Player	\$	\$	*	*	*	*	*	*	*	*
Marine Grade Speakers (qty)	(2)	(2)	(2)	(2)	*	*	*	*	*	*
Locking Glove Box	*	*	\$	\$	\$	*	*	*	*	*
Starboard Windshield Wiper	*	*	*	*	*	*	*	*	*	*
Port Windshield Wiper	*	*	*	*	*	*	*	*	*	*
Horn	\$	\$	\$	\$	*	*	*	*	*	*

Painting

Threaded Sure Lock® Livewell Standpipe	\$	\$	\$	\$	\$	\$	\$	\$	\$	\$
Rotocast (Livewell(s) with Radiused Corners	*	*	\$	\$	\$	*	*	*	*	*
Timed Livewells	\$	\$	*	*	*	*	*	*	*	*
Aerated Bow Livewell (gallons)	(12)	(12)	(21)	(18)	(22)	*	*	*	*	*
Aerated Aft Livewell (gallons)	(3)	(3)	(16)	(16)	*	*	*	*	*	*
Aerated Port Livewell (gallons)	*	*	*	*	*	(13)	(13)	(13)	(13)	(13)
Lighted Livewells	\$	\$	*	*	*	*	*	*	*	*
Aerated Bow Baitwell	\$	\$	*	*	*	*	*	*	*	*
Aerated Aft Baitwell	\$	\$	*	*	*	*	*	*	*	*

Options

Removable Bow Navigation Light	\$	\$	\$	\$	\$	\$	\$	\$	\$	\$
Removable Non-Clare Stern Navigation Light	\$	\$	\$	\$	\$	\$	\$	\$	\$	\$
Courtesy Light(s)	\$	\$	\$	\$	*	*	*	*	*	*
Power Point	\$	\$	\$	\$	*	*	*	*	*	*
Circuit Breakers	\$	\$	\$	\$	\$	\$	\$	\$	\$	\$

STARCRAFT 2005

FISHING BOATS FEATURES & OPTIONS

	200 18' SC	200 19' SC	200 20' SC	200 21' SC	200 22' SC	200 23' SC	200 24' SC	200 25' SC	200 26' SC	200 27' SC
Electrical (optional)										
Bow Panel with 12/24 Volt Trolling Motor Plug, Outboard Motor Trim Switch, Courtesy Light, Bow Livewell Fill/Recirculate Switch	S	S	S	S	*	*	*	*	*	*
Bow 12 Volt Trolling Motor Plug	S	S	*	*	S	*	*	*	*	*
Extra Fuse Box	*	*	S	S	S	*	*	*	*	*
Mechanical										
Tilt No Feedback Rack & Pinion Steering	S	S	*	*	*	*	*	*	*	*
Rack & Pinion Steering	*	*	S	S	S	*	*	*	*	*
Hydraulic Tilt Steering	S	S	O	*	*	*	*	*	*	*
Covers										
Top & Storage Boot	S	S	O	O	O	O	*	*	*	*
Mooring Cover with Trolling Motor	O	O	*	*	*	*	*	*	*	*
Mooring Cover without Trolling Motor	O	O	O	O	O	O	*	*	*	*
Bow Tonneau Cover	O	O	O	O	O	O	O	O	O	O
Side Curtain Set	O	O	O	O	O	O	*	*	*	*
AB Curtain	O	O	O	O	O	O	*	*	*	*
Web-Thru Curtain	*	*	O	O	O	O	*	*	*	*
Drop Curtain Set	O	O	*	*	*	*	*	*	*	*
Visor	O	O	*	*	*	*	*	*	*	*
Trailers & EZ Loader™										
Painted or Galvanized Bulk	O	O	O	O	O	O	O	O	O	O
Painted or Galvanized Roller	O	O	O	O	O	O	O	O	O	O
Custom Welded Trailer with Swing-Away Tongue & Deluxe Chrome Wheels	O	O	O	O	O	O	O	O	O	O
Deluxe Chrome Wheels	O	O	O	O	O	*	*	*	*	*
Outboard Motor Support	O	O	O	O	O	O	O	O	O	O

S = Standard O = Option * = Not available on this model

STARCRAFT 2005

FISHING BOATS SPECIFICATIONS

	200 18' SC	200 19' SC	200 20' SC	200 21' SC	200 22' SC	200 23' SC	200 24' SC	200 25' SC	200 26' SC	200 27' SC
Maximum HP	250/187 kw	175/130 kw	135/102 kw	90/68 kw	75/56 kw	60/45 kw	60/45 kw	60/45 kw	60/45 kw	40/29.8 kw
Fuel Capacity (gallons/liters)	50/189.2	37/140.0	32/121.1	25/97.1	16/60.6	Portable	Portable	Portable	Portable	Portable
Length (feet/meters)	20'10"/6.4	18'5.5	18'9"/5.7	16'11"/5.2	16'1"/4.9	16'1"/4.9	16'1"/4.9	16'1"/4.9	16'4"/5.0	16'4"/5.0
Beam (inches/cm)	96"/244	96"/244	89"/226	85"/216	83"/210	83"/210	83"/210	83"/210	74"/188	74"/188
Weight (boat only - lbs./kg)	2400/1088.6	1763/799.7	1198/543.4	1050/476.3	785/356.1	635/288.8	750/340.2	785/356.1	725/328.9	695/315.3
Capacity (persons/lbs./kg)	6/1050/476.3	6/900/408.2	8/1135/514.8	6/900/408.2	6/825/374.2	6/825/374.2	6/825/374.2	6/825/374.2	5/640/290.3	5/700/317.5
Capacity (lbs./kg)	2200/997.9	1950/884.5	1800/816.5	1500/680.4	1350/612.4	1350/612.4	1350/612.4	1350/612.4	1275/578.3	1200/544.3
Inside Depth (inches/cm)	25"/64	25"/64	29"/74	27"/69	23"/58	23"/58	23"/58	23"/58	20"/51	20"/51
Tonsom Width (inches/cm)	92"/234	92"/234	82"/208	78"/198	80"/203	80"/203	80"/203	80"/203	72"/183	72"/183
Chine Width (inches/cm)	76"/193	76"/193	73"/185	69"/175	64"/163	64"/163	64"/163	64"/163	62"/158	62"/158
Tonsom Height (inches/cm)	25"/64	25"/64	20"/51	20"/51	20"/51	20"/51	20"/51	20"/51	20"/51	20"/51
Aluminum Gauge (inches/cm)	N/A	N/A	100"/254	080"/203	080"/203	080"/203	080"/203	080"/203	080"/203	080"/203
Package Length (feet/meters)	26'5"/8.1	23'4"/7.1	22'6"/6.9	20'6"/6.3	20'6"/6.3	20'6"/6.3	20'6"/6.3	20'6"/6.3	20'8"/6.3	20'8"/6.3
Towing Weight (lbs./kg)	4575/2075.2	3425/1553.6	2610/1183.8	2210/1002.5	1820/825.6	1713/770.0	1625/737.1	1663/754.3	1576/714.9	1573/713.5
Deadrise (deg/deg)	19	19	15	15	12	12	12	12	15	15

OVERHEADS

SO MANY
GREAT WAYS
TO **ENJOY**
THE **WATER.**

> The choice is yours.

At Starcraft, we know you love fishing. That's why we offer so many different ways to get you off dry land and into a great boat. From our no-frills utility boats to versatile family boats to hard-working fishing machines, we have a Starcraft boat for every kind of fisherman. And every kind of budget. Choose from single or dual consoles. I/Os or OBs. Even big-water fishing boats with cuddy cabins. When you're ready to go after the big ones, Starcraft is ready to take you there.



FUTURA 180 DC SPORT



FUTURA 180 DC



FISHMASTER 196



FISHMASTER 196 SB



FISHMASTER 176



FISHMASTER 176 SB



C-STAR 186 DC



C-STAR 186 SC



C-STAR 166 DC
(also available as SC)



C-STAR 170 DC



C-STAR 170 F&S



FISHMASTER 1961 I/O
(also available as SC)



ISLANDER 221



ISLANDER 191



STARFIRE 190



STARFIRE 170



STARFIRE 160



PRO STAR 180
(also available as 206)



D-STAR 160 DLX DC



D-STAR 160 DLX SC



D-STAR 160 DLX T



D-STAR 160 SC



D-STAR 160 T

SPECIFICATIONS

UTILITIES

Specifications	SL 12	SL 14	SF 14 S
Maximum HP	10 / 7.5 kw	15 / 11.2 kw	25 / 22.5 kw
Fuel Capacity	N/A	N/A	N/A
Length	11' 7" / 3.53 m	13' 6" / 4.1 m	14' 3" / 4.3 m
Beam	58" / 147 cm	59" / 150 cm	67" / 170 cm
Weight (boat only)	124 lbs. / 56.3 kg	142 lbs. / 64.4 kg	225 lbs. / 102.1 kg
Cap. (persons/lbs.)	3 / 425 lbs. / 3 / 192.8 kg	4 / 525 lbs. / 4 / 238.1 kg	5 / 655 lbs. / 5 / 297.1 kg
Capacity (lbs.)	600 lbs. / 272.2 kg	700 lbs. / 317.5 kg	1020 lbs. / 462.7 kg
Inside Depth	21" / 53 cm	21" / 53 cm	29" / 74 cm
Transom Width	55" / 140 cm	55" / 140 cm	66" / 168 cm
Chine Width	48" / 122 cm	48" / 122 cm	53" / 135 cm
Transom Height	15" / 38 cm	15" / 38 cm	20" / 51 cm
Aluminum Gauge	0.051" / .130 cm	0.051" / .130 cm	0.065" / .165 cm
Plg. Length	N/A	N/A	N/A
Towing Weight	N/A	N/A	N/A
Deadrise	3°	3°	8°

Specifications	SF 14 LWL	SF 14 S/SS	SF 14 L SS
Maximum HP	25 / 22.5 kw	25 / 22.5 kw	25 / 22.5 kw
Fuel Capacity	N/A	N/A	N/A
Length	14' 3" / 4.3 m	14' 3" / 4.3 m	14' 3" / 4.3 m
Beam	67" / 170 cm	67" / 170 cm	67" / 170 cm
Weight (boat only)	225 lbs. / 102.1 kg	370 lbs. / 167.8 kg	370 lbs. / 167.8 kg
Cap. (persons/lbs.)	5 / 655 lbs. / 5 / 297.1 kg	5 / 630 lbs. / 5 / 285.8 kg	5 / 630 lbs. / 5 / 285.8 kg
Capacity (lbs.)	1020 lbs. / 462.7 kg	995 lbs. / 451.3 kg	995 lbs. / 451.3 kg
Inside Depth	29" / 74 cm	20" / 51 cm	20" / 51 cm
Transom Width	66" / 168 cm	66" / 168 cm	66" / 168 cm
Chine Width	53" / 135 cm	53" / 135 cm	53" / 135 cm
Transom Height	20" / 51 cm	15" / 38 cm	20" / 51 cm
Aluminum Gauge	0.100" / .254 cm	0.100" / .254 cm	0.100" / .254 cm
Plg. Length	N/A	19' 4" / 5.9 m	19' 4" / 5.9 m
Towing Weight	N/A	980 lbs. / 444.5 kg	980 lbs. / 444.5 kg
Deadrise	8°	8°	8°

Specifications	SF 16 L/SS	SF 16 Camp
Maximum HP	40 / 29.8 kw	40 / 29.8 kw
Fuel Capacity	N/A	N/A
Length	16' 2" / 4.9 m	16' 4" / 5.0 m
Beam	67" / 170 cm	74" / 188 cm
Weight (boat only)	255 lbs. / 115.7 kg	520 lbs. / 235.9 kg
Cap. (persons/lbs.)	6 / 850 lbs. / 6 / 385.6 kg	6 / 815 lbs. / 6 / 369.7 kg
Capacity (lbs.)	1220 lbs. / 553.4 kg	1200 lbs. / 544.3 kg
Inside Depth	29" / 74 cm	20" / 51 cm
Transom Width	66" / 168 cm	67" / 170 cm
Chine Width	53" / 135 cm	61" / 155 cm
Transom Height	20" / 51 cm	20" / 51 cm
Aluminum Gauge	0.100" / .254 cm	0.080" / .203 cm
Plg. Length	N/A	20' 8" / 6.3 m
Towing Weight	N/A	1215 lbs. / 551.1 kg
Deadrise	8°	15°



SL 12



SL 14



SF 14 L SS



SF 14 LWL



SF 14 S



SF 16 L SS



SF 16 CAMP

SPECIFICATIONS

JONS

We're proud to offer a wide selection of jon boats that you can count on for quality and reliability for years to come. These boats range from 10' to 20' and allow you to choose a seating configuration that best suits you.

Specifications	1032	1232	1432
Maximum HP	3 / 2 kw	6 / 4 kw	20 / 15 kw
Length	10' / 3.05 m	12' / 3.6 m	14' / 4.27 m
Beam	51' / 130 cm	51' / 130 cm	57' / 145 cm
Weight (boat only)	100 lbs. / 45 kg	120 lbs. / 54 kg	185 lbs. / 84 kg
Cap. (persons/lbs.)	2 / 250 lbs. / 2 / 113.4 kg	2 / 250 lbs. / 2 / 113.4 kg	3 / 395 lbs. / 3 / 179 kg
Capacity (lbs.)	290 lbs. / 132 kg	390 lbs. / 177 kg	650 lbs. / 295 kg
Inside Depth	16' / 41 cm	16' / 41 cm	18' / 46 cm
Bottom Width	32' / 81 cm	32' / 81 cm	36' / 91 cm
Tranom Height	15' / 38 cm	15' / 38 cm	15' / 38 cm
Hull Thickness	.050' / .127 cm	.050' / .127 cm	.064' / .163 cm
Number of Seats	2	3	3

Specifications	1435	1445	1648
Maximum HP	35 / 26 kw	45 / 34 kw	65 / 49 kw
Length	14' / 4.27 m	14' / 4.27 m	16' / 4.88 m
Beam	63' / 160 cm	72' / 183 cm	63' / 160 cm
Weight (boat only)	263 lbs. / 119 kg	260 lbs. / 118 kg	300 lbs. / 136 kg
Cap. (persons/lbs.)	3 / 395 lbs. / 3 / 179 kg	4 / 535 lbs. / 4 / 243 kg	4 / 535 lbs. / 4 / 243 kg
Capacity (lbs.)	800 lbs. / 363 kg	900 lbs. / 408 kg	900 lbs. / 408 kg
Inside Depth	22' / 56 cm	22' / 56 cm	22' / 56 cm
Bottom Width	44' / 112 cm	48' / 122 cm	44' / 112 cm
Tranom Height	15' / 38 cm	15' / 38 cm	20' / 51 cm
Hull Thickness	.072' / .183 cm	.072' / .183 cm	.072' / .183 cm
Number of Seats	3	3	3

Specifications	1860	1860	2080
----------------	------	------	------

For specifications and information, please call: 1-866-772-4538. Boats available after December 2004.



1032



1232



1432



1660 & 1860



2080

RECIPES

PREPARING YOUR FISH.

> What could be more fun than cooking the day's catch on the grill?

Whether your favorite fishing spot is miles offshore or just beyond the lily pads, there's nothing more satisfying than turning the day's catch into a delicious meal. Here are two of our favorite recipes for grilled salmon. Enjoy.



Grilled Salmon with Mango Salsa

Salmon Ingredients:

- 3 – 4 lb. Atlantic salmon, boneless fillets
- 2 Tbs. + 1/2 tsp. seasoning salt
- 1 Tbs. olive oil

Mango Salsa Ingredients:

- 1 ripe mango, peeled, seeded and diced 1/4 inch
- 1/4 C. diced red onion
- 2 chipotle peppers, diced
- Juice of 1 lime
- 1 Tbs. chopped fresh cilantro
- 2 Tbs. olive oil
- Salt
- Freshly cracked pepper

continued on next page





Grilled Salmon with Mango Salsa Preparation:

Season the salmon fillets on all sides with seasoning salt, pressing the spices into the flesh. Brush salmon lightly with olive oil and set aside. Meanwhile, prepare the mango salsa. In a bowl, combine mango, red onion, chipotle peppers, cilantro, olive oil, lime juice and seasonings. Set aside. Pre-heat grill to medium high. On a seasoned grill, cook the salmon for 6 to 8 minutes per side until lightly charred and just cooked through. Serve with mango salsa and pan-fried baby new potatoes.

Asian Grilled Salmon

For 4 salmon fillets, whisk together the following ingredients for a marinade:

- 1/3 C. soy sauce
- 1/4 C. orange juice
- 1/4 C. lime juice
- 1/4 C. honey
- 1 clove garlic
- 1 Tbs. grated fresh ginger
- 2 Tbs. chopped fresh cilantro
- 1 chopped scallion

Marinate fillets in the refrigerator for 15 – 30 minutes, turning occasionally. Preheat grill to medium heat and oil the grill rack. Place fillets on the grill and brush with remaining marinade. Grill for 12 – 15 minutes per inch of thickness — or until fish flakes with a fork. Serve with grilled asparagus or sautéed green beans.

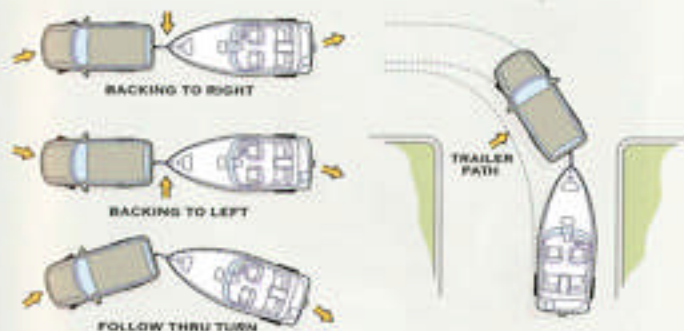
► Recipe Contest

Send in your favorite fish recipe to Starcraft to win a featured spot in next year's brochure plus a \$500 gift certificate to an exclusive kitchen retailer.

IT ALL STARTS WITH GETTING THERE.

Take time to get comfortable trailering your boat, and your day on the water will get off to a great start.

- Before your first trip, practice maneuvering in an empty parking lot.
- On the road, drive slower than you normally would.
- Increase your following distance and allow for longer braking time — even if your trailer is equipped with brakes.
- Take wider turns.
- Never remove the bow safety chain and winch line until you are in launch position.
- ALWAYS remember to replace your transom drain plugs!!!



Tips for a smooth launch.

Always stop in a parking area near the ramp to prepare your boat for launch without blocking traffic. Use the following checklist to help it all go smoothly.

In the parking area:

- Remove the trailer-to-motor supports.
- Remove tie-downs.
- Load and store the gear you want to bring on your boat.
- Check all systems, including your boat's engine, blower, bilge pump and lights.
- Don't forget to insert the drain plug.

At the ramp — in launch position:

- Disconnect the bow safety chain hook from the bow eye.
- Disconnect trailer wiring from your vehicle.
- Proceed with launching instructions for your type of trailer — located in the trailer's owner's manual.

ACCESSORIES

ACCESSORIES



Bimini Top, Bow Tonneau Cover, Side & Aft Curtain Sets
Maximum protection from the elements. Treated to resist water and mildew.



Stealth® Composite Flooring

Optional composite flooring made of space-age synthetics is stronger and quieter than aluminum floors (Fishmaster only).



Volvo Engines

Selected Starcraft boats come standard with a Volvo sterndrive engine.



Bimini Top with Bow Tonneau Cover, Side Curtains & Drop Curtain
Protection from the elements while you fish. Treated to resist water and mildew.

*Not all accessories are available on every Starcraft boat. Please refer to the specification pages for a detailed listing of standard features and options.



Trailers

Choose from two easy-loading trailers for your aluminum boat. See your Starcraft dealer for details.



Swing-Away Tongue


Turns to the side, allowing you to pull the boat farther into the garage for storage.

COLORING BOOK

Congratulations to the top winner of last year's Starcraft coloring contest!

1st Place

Nicolas Frion — Toronto, Ontario



Congratulations to our other winners:

McKennah Gerry — St. Charles, Minnesota

Anna Atwater — Winfield, Illinois

Whitney Kelley — Leo, Indiana



Your child can win, too. Just call 1-800-535-5722 for your child's free copy of the Starcraft Safety Coloring Book. Every entrant will receive FREE Starcraft Stickers. He/she will also have a chance to win a \$100 Savings Bond during each of our monthly drawings from January through April, 2005. In May, we'll hold a Grand Prize drawing for a \$500 Savings Bond or a 14-foot fishing boat.

WEARABLES

APPAREL



Hat			
Tan	1199185	\$8.49	
Navy	1199186	\$8.49	

Denim Shirt

Timark

Men's

M	1199175	\$23.75
L	1199176	\$23.75
XL	1199177	\$23.75
XXL	1199178	\$25.00

Women's

M	1199179	\$23.75
L	1199180	\$23.75
XL	1199181	\$23.75



T-Shirt Adult

Gildan

Gray

M	1199155	\$5.75
L	1199156	\$5.75
XL	1199157	\$5.75
XXL	1199158	\$6.85

Youth

Gray

S	1199159	\$5.50
M	1199160	\$5.50
L	1199161	\$5.50
XL	1199162	\$5.50

Navy Long-Sleeve Adult

M	1199163	\$11.88
L	1199164	\$11.88
XL	1199165	\$11.88
XXL	1199166	\$13.25



Women's Sleeveless Shirt

White

M	1199182	\$19.95
L	1199183	\$19.95
XL	1199184	\$19.95



Pullover

Tri Mountain

Adult/Navy

M	1199141	\$31.55
L	1199142	\$31.55
XL	1199143	\$31.55



Jerzees 1/4 Zip Pullover

Adult/Navy

M	1199144	\$25.75
L	1199145	\$25.75
XL	1199146	\$25.75



Jacket

Vantage

Adult/Navy

M	1199134	\$ 49.50
L	1199135	\$ 49.50
XL	1199136	\$ 49.50
XXL	1199137	\$ 52.50

Polo Shirt
Outer Banks
Oxford, Sapphire
Adult

M	1199167	\$21.25
L	1199168	\$21.25
XL	1199169	\$21.25
XXL	1199170	\$24.25



Hooded Sweatshirt
Adult/Gray

M	1199147	\$24.95
L	1199148	\$24.95
XL	1199149	\$24.95
XXL	1199150	\$27.45

Youth/Gray

S	1199151	\$19.88
M	1199152	\$19.88
L	1199153	\$19.88
XL	1199154	\$19.88

Jacket

Tri Mountain
Adult/Navy

M	1199131	\$51.88
L	1199132	\$51.88
XL	1199133	\$51.88



Windshirt

Adult/Stone

M	1199138	\$35.75
L	1199139	\$35.75
XL	1199140	\$35.75



SHIPPING

Shipping and Handling

Order Value

\$1.00 to \$50.00	\$6.00
\$50.01 to \$100.00	\$7.00
\$100.01 to \$150.00	\$9.00
\$150.01 and up	\$10.00

Ordering

For full ordering info,
go to our website,
www.starcraftmarine.com,
or call 1-800-535-5722.

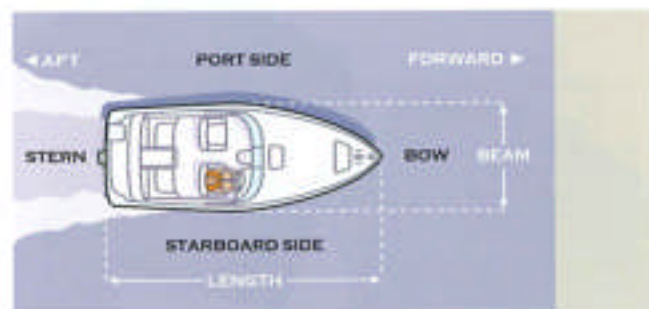


All apparel is embroidered except for t-shirts, which are silk-screened.



GLOSSARY

A GLOSSARY OF BOATING AND WATERSPORTS TERMS.



Adrift: drifting loose, not on moorings or towline
Aft: toward the rear of the boat
Anchor: to secure a boat to the bottom
Aweigh: the position of anchor as it is raised clear of the bottom
Baitfish: small fish often eaten by predators
Batten Down: secure hatches and loose objects both within the hull and on deck
Beam: the width at the widest part of the boat
Bilge: the area in the bottom of the boat where seepage collects
Bow: the front of the boat
Buoy: a floating navigational marker
Chine: the part of the hull where the sides meet the bottom
Cleat: a two-horned fitting for securing lines to the boat
Cockpit: the area of the boat behind the helm
Crankbait: a plug with a lip that causes it to dive
Cuddy: a small shelter cabin in a boat
Deadrise: the angle of the bottom of the hull near the transom
Depthfinder: a sonar device used to read the bottom structure, determine depth, and in some cases actually spot the fish; also called a fishfinder
Deck: the floor of the boat
Dock: the protected area where boats are moored
Downwind: moving with the wind
Draft: the distance from the waterline to the lowest point of the boat
Freeboard: the distance from the waterline to the gunwale

Game Fish: a fish that is regulated by law for recreational harvest
Gel Coat: the exterior finish on a fiberglass boat
Gunwale: the top edge of the boat's sides
Helm: the wheel or tiller that steers the boat
Horsepower: a unit of measurement used to determine power and output of an engine
Hull: the main body of the boat, not including the interior or deck
Inboard/Outboard (I/O): a propulsion system that combines an inboard engine with an outboard drive unit
Jig: a hook with a lead head that is usually dressed with hair, silicone or plastic
Keel: the bottom center of the hull, running the entire length
Keeper: any fish that conforms to a specific minimum length limit established by the state fisheries department
Lipless Crankbaits: artificial baits that may vibrate, wobble and/or rattle, designed to resemble a swimming baitfish
Livewell: a container filled with water and often equipped with accessories such as lighting and aeration, used to hold and transport live fish
Midship: approximately equal distance between the bow and stern
Moor: to secure a boat with lines
Nautical Mile: Approximately 6076 feet, about 1/8 longer than the statute mile of 5280 feet
Outboard: a detachable engine mounted on the stern of the boat
Personal Flotation Device (PFD): the official term for a life jacket

Planing: when a boat is moving over the top of the water rather than through the water
Port: the left side of the boat as you face forward
Propeller: the blades attached to the motor that propel the boat
Ramp: a term used to denote the launch/retrieve area for a boat
Running lights: lights that are required to be shown when you're underway between sundown and sunup
Spinnerbait: a type of artificial lure that consists of one or two rotating blades and either a straight or safety-pin style shaft dressed with material
Starboard: the right side of the boat as you face forward
Stern: the rear of the boat
Stow: to put an item in its proper place
Tiller: the handle for steering an outboard motor
Transom: the squared-off section of the stern
Trim: to adjust the running attitude of the boat by moving the drive unit up or down (out or in)
Trotting: a method of fishing where several lures are towed behind the boat and retrieved as strikes are made
Trotting Motor: a small electric fishing motor, typically mounted on the bow, that is used as a secondary means of propulsion, for boat positioning and to maneuver quietly in fishing areas
Underway: when the boat is moving and not moored or anchored
Upwind: moving against the wind
V-Hull or Vee-hull: a hull with a V-shaped bottom, designed to split the waves and soften the ride
Wake: the waves a boat leaves behind when it's moving
Walk-Through: the passageway through the windshield from the cockpit to the bow
Waterline: where the surface of the water meets the sides of the boat
Winch: the revolving crank on a trailer allowing you to up-load your boat

WELCOME

NOW YOU'RE PART OF THE FAMILY.

When you purchase a Starcraft boat, don't expect us to just send you on your way. For us, this is the start of a relationship we hope will last for years to come. Our entire company is committed to making sure you get every ounce of enjoyment out of your new Starcraft boat. And that's why we've prepared this checklist of things we want you to be thoroughly familiar with before you hit the water. Plus, we'd also like to hear from you. At the bottom of this page is the opportunity for you to give us feedback on your boat-buying experience. Simply fill out the card and drop it in the mail. And if you ever have a question about your boat, never hesitate to give us a call at 1-260-593-2500 or contact us via our website at: www.starcraftmarine.com

Dealer Checklist

Starcraft Series: _____

Model: _____

Engine: _____

Trailer Model: _____

Serial Number: _____

Cockpit:

- Gauges
- Controls
- Seats
- Stands

Storage:

- Bow
- Stern
- Livewells
- Anchor

Engine:

- Batteries
- Trolling Motor

Care and Maintenance:

- Service Schedule
- Cleaning Tips
- Upholstery Care

Winterizing Tips:

- Trailer Safety
- Warranty Coverage

Buyer Initials: _____

Dealer Initials: _____



At Starcraft, we value your opinion! Please rate your experiences with the following:

- Initial contact with the salesperson Good Average Below Average
- Salesperson's knowledge of the products Good Average Below Average
- Availability of informational materials Good Average Below Average
- Dealer follow-up after your purchase Good Average Below Average
- Would you recommend this dealership to a friend? Yes Maybe No

Dealer name: _____

Comments: _____





Postage
Required
Post Office will
not deliver
without proper
postage.

STARCRAFT MARINE
PO BOX 517
TOPEKA IN 46571-0517



Starcraft Marine
201 Starcraft Drive
P.O. Box 311 - Tippecanoe, IN 46521
340.593.2500
www.starcraftmarine.com

TO ORDER YOUR FREE SAFETY COLORING BOOK,
DIAL 1-800-535-5722.

TO TALK TO THE DEALER NEAREST YOU,
DIAL 1-866-772-4538.

Connects directly to dealer. Please call during business hours.

Authorized Starcraft dealer

 **STARCRAFT**
MARINE



MERCURY
#1 On The Water

In the interest of continually improving the boat products provided, Starcraft reserves the right to change products and specifications without notice. All representations in this catalog are believed to be correct at the time of publication. Some optional equipment may be shown in some photographs.

© 2004 Starcraft Marine - Printed in the U.S.A.

