



STARCRAFT MARINE

HERITAGE IN MOTION.



2006



HERITAGE IN MOTION.

WHY BUY A STARCRAFT?

HERITAGE. It's more than 103 years of building great boats and pioneering a recreational lifestyle. It's about being there for generations of Starcraft owners — and being there for generations to come. Whether it's warranties, service or trade-in, you can trust Starcraft to give you more for your investment.

INNOVATION. You can be certain we're always looking forward. Year after year, we find more ways to enhance the performance, comfort and versatility of our boats. Being on the leading curve of our industry — that's our definition of Heritage in Motion.

QUALITY AND SAFETY. When it comes to quality, safety and reliability, you can count on Starcraft to make no compromises. Period. We stand behind our construction 100 percent. And with countless details — from the deeper interiors on our V-hulls to our flush, unobstructed pontoon decks — we're setting new safety standards for you and your family.

BROAD PRODUCT LINE. No other manufacturer is as responsive to our customers as Starcraft. We continually use your feedback to develop the widest range of aluminum fishing boats, pontoons and fiberglass pleasure craft. Yes, we have the right boat with the right features at the right price for every family.

VALUE. It all comes down to what you get for your money. And in a Starcraft, you can be sure that many of the features other companies charge extra for come standard on our boats. Our packages are truly exceptional — designed to help you and your family have the very best experiences on the water.

FAMILY. As a family-owned company with generations of devotion to fishing and watersports, we know firsthand how much you value your time with friends and loved ones. From our production teams to our customer service specialists to our network of dealerships, we welcome you to the Starcraft family.



CONTENTS

Futura Sport	8
Futura	10
Fishmaster	12
Islander	14
C-Star	16
C-Star 170 & Fish & Ski	18
Super Fisherman	20
Features & Options	22
Starfish	24
D-Star Deluxe & Starfire	26
D-Star	28
Features & Options	30
Overheads	32
170 Bass	34
Rogue	36
Utilities	38
Jons	39

JR

BOATS



Safety	4
Construction	6
Accessories	40
Glossary	42
Kids Club	43

X

ARTICLES

Go to page 43 for details on the Starcraft Kids Club.



SAFETY

SETTING A GOOD EXAMPLE.



> Play it safe.

When you're out chasing the catch of the day, remember that safely controlling your boat comes first. Standing in a moving boat is dangerous, as is sitting on the gunwales, seat backs or pedestal seats. Never leave the helm unattended when the boat is underway. Safely stow any gear you're not using. And always use proper lighting when fishing at night.



> Who has the right of way?

Always give way to slower or less maneuverable boats, staying clear and passing to the stern. In crossing situations, the boat to the right from the 12 o'clock to the 4 o'clock position has the right of way. It should hold course and speed. The other boat must make whatever adjustments necessary to pass behind it. If you choose to pass a slower boat ahead of you, be sure to take care to keep out of its way. And never follow directly behind a boat towing skiers or tubers — if they fall, you could overtake them in a matter of seconds.

Controlling your boat always comes first.

> Anchoring your boat.

ALWAYS anchor your boat from the bow — NEVER from the stern. With the squared transom and the weight of the engine, anchoring from the stern could allow the current to pull your boat underwater.



> Know the weather.

Never leave the dock without checking your local weather forecast. Severe weather can develop rapidly, so while you're out, pay attention to any changes. Things to watch out for include rapidly approaching clouds, a sudden drop in temperature and a sudden change in wind direction or speed.

Always carry a wearable PFD for each passenger.

> One for everyone.

Federal law requires that you carry at least one wearable (Type I, II or III) Personal Flotation Device (PFD) for each passenger, as well as one throwable (Type IV) PFD. There are many different styles, designed to be comfortable for every activity. And most importantly, each passenger should have one that fits properly — especially children and non-swimmers.



Type I



Type II



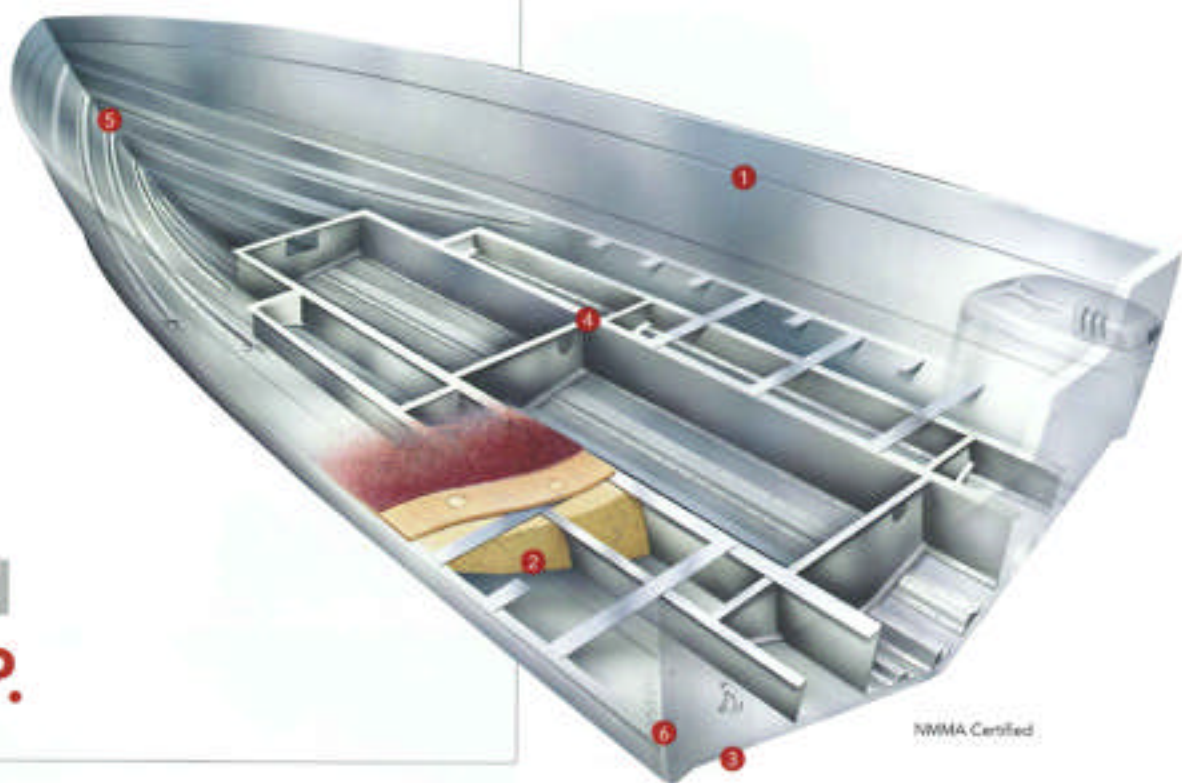
Type III



Type IV

MERCURY
#1 On The Water

CONSTRUCTION



BRING ON
THE **CHOP.**

Nearly a century ago, Starcraft became the first manufacturer to build boats out of metal, and we have yet to see anyone do it better. Our sturdy aluminum hulls provide exceptional strength, stability and safety — even in the roughest waters.

- 1 Starcraft uses only 5052 H34 marine grade aluminum for the greatest tensile strength and corrosion resistance.
- 2 Foam is injected, not poured, between the floor and hull — filling all air pockets and providing greater strength and reduced noise.
- 3 Full-length reverse chine pushes water down and away, for quicker planing and improved cornering.
- 4 Instead of flat I-beams, we use a resilient TBC stringer system for exceptional strength and shock absorption.
- 5 Unique machine-formed ribs are stronger and more flexible than the heavy two-ply aluminum used by competitors.
- 6 Double riveted chine and transom seams provide a tighter seal and increased structural integrity.

MERCURY
"1 On The Water"

Starcraft Marine Top 5 Aluminum Comparison Points:

**SELECTION**

From our 12' utility model to the Islander 221 cabin boat, Starcraft brings you one of the widest selections in the industry. With more than 40 aluminum boats to choose from, you can be sure there's a Starcraft that's right for you.

RELIABILITY

Our reputation rests on more than 100 years of building durable, high-quality boats. Every Starcraft model is backed by that knowledge and experience.

DESIGN AND PERFORMANCE

Years ago, we pioneered aluminum boat construction with a desire to produce a rugged, durable boat. That same desire to be a leader in quality is evident in the new 2006 lineup, with a consistent level of performance that's second to none.

VALUE

Your new Starcraft is the result of our long heritage of unsurpassed quality. Thanks to our superior reputation, your boat will maintain a high resale value throughout the years.

SAFETY

Starcraft is guided by safety, first and foremost. This is the reason we belong to and support the NMMA, a leading organization of boating safety. Our boats meet or exceed the NMMA's exacting standards, as well as those of the U.S. Coast Guard.



POWER-TRAC HULL®. Our shock-absorbing Power-Trac Hull® combines longitudinal, machine-formed ribs with Starcraft's exclusive Torsion Beam Construction (TBC) stringer system that flexes with the waves instead of against them, providing greater strength and a smoother ride.

BUILT TO LAST. How tough is a Starcraft aluminum fishing boat? Glad you asked. Each one is NMMA Certified and meets or exceeds all U.S. Coast Guard requirements. We use only 5052 H34 marine grade aluminum — the toughest we could find — to resist dents, dings and unwanted corrosion. We also finish our boats with a radiant heat-cured paint finish for good looks that will last, season after season.



FUTURA SPORT

Looking for a fishing boat that does it all? Say hello to the all-new Futura Sport. This awe-inspiring boat combines serious fishing amenities with plenty of family-friendly details like snap-in carpet and roomy jump seats — to give you a fishing craft that can easily turn around for an afternoon of your favorite tow sports.



FUTURA & FUTURA SPORT

Top Reasons to Buy a Futura or Futura Sport:

Dollar for dollar, you simply can't buy a better boat than the Futura or Futura Sport. We invite you to check out the competition and see for yourself. Here are a few things to look for when comparing:

HULL. At a whopping 84", the Futura and Futura Sport have the largest hull "footprint" in their price class. The 19" deadrise of the deep V hull gives you a softer ride in rough water. And with the reverse chine running from bow to stern, you get up on plane faster and stay drier throughout the ride.

COCKPIT. Hop aboard. There's plenty of room inside these welcoming cockpits. The Futura and Futura Sport have 17% more cockpit space than their nearest competitor. And that's a difference you'll feel every time you start reeling them in. We also use thick 3/4" treated wood to build our floors, and we guarantee them for life. Fishing off the coast? We also offer maintenance-free, all-vinyl cockpit flooring as an option.

CONSOLE. Just sit behind our console and take it all in. The backlit gauges. The chrome bezels and deluxe wheel. The hidden fasteners. The standard CD player. Even the cup holders are large and thoughtfully placed. And speaking of size, no one makes a bigger glove box. We also build our console tops out of durable, lightweight aluminum — not wood, which can warp and rot over time.

BASS SEATS. Take our bass seat and turn it over. You won't find any wood there, but you will find it in our competitors' seats. Theirs feature exposed plywood with exposed staples to tack the vinyl to the plywood. Just ask yourself how long that seat will last. Not only are Starcraft seats wood free, we also intentionally design in large drainage areas to prevent water pooling. And on the backside? Ours come with handy storage nets.

BOW PANEL. Our bow panel features a 12/24 volt trolling motor system with a 4-wire setup that's protected by two 40 amp circuit breakers. The competition's 2-wire system is protected by one fuse. That's right, a fuse. On the Futura bow panel, you'll also find a trim switch, courtesy lights, a rod box light switch, a livewell fill/recirculate switch and a 12 volt power point. What does the competition give you? A small 50 amp plug and courtesy light. At Starcraft, we also finish our bow with a 3-insert tackle tray instead of a flimsy curtain. And we even provide a comfortable wraparound cushion with built-in cup holders for extra guests.

See your dealer for information on the Tournament Special Package, available on the Futura Sport.



FUTURA

The Futura arrived in 2004, hailed as a top-of-the-line, full-featured boat for devoted anglers. Its Power-Trac Hull® and whopping 52 gallon fuel tank take you wherever you want to go. And its innovative interior gives you spacious casting decks and six seat locations. The consoles feature aerodynamic windscreens with molded acrylic shrouds and domed gauges. And you'll love the roomy storage spaces, built-in tackle storage and the trophy/54" aerated livewell with remote drain pump.



180 DC SPORT



180 DC



180 SC

- a **DRIVER'S CONSOLE** You'll love the futuristic design of the custom molded dash, sporty steering wheel and domed gauges.
- b **LIVEWELL** The large aerated livewell drains with the flip of a switch.
- c **ROD STORAGE** You can count on the 8' lighted port and starboard rod lockers with tube holders to keep your gear safely stowed.
- d **TACKLE TRAYS** In the bow, you'll find a built-in tackle box with three trays.
- e **JUMP SEATS** The jump seats are larger and more comfortable than ever before, and they provide easy access to the storage under the casting deck.

Color ■ Gun Metal Gray with Black

MERCURY
#1 On The Water





FISHMASTER

When you're ready to take on the bigger fish in bigger waters, nothing compares to the Fishmaster with its wave-taming Power Trac Hull®. This all-aluminum boat boasts a deep freeboard, full-length cockpit toe kicks and padded coamings. You'll also appreciate the durable, easy-to-clean vinyl interior with optional snap-in carpet. And optional curtains give you a full enclosure to extend your fishing season from early spring to late fall.

100% Wood Free —
The ultimate no-maintenance boat



- a STERN With reinforcements for downriggers, the boat is ideal for downrigger fishing.
- b BOW The bow casting deck features a fishing seat location and houses an under-deck storage space.
- c DRIVER'S CONSOLE The driver will enjoy the convenience of a full complement of domed gauges, deluxe rocker switches and no-feedback rack and pinion power steering with tilt wheel.
- d SEAT BOX The SB models feature comfortable padded port and starboard side seat/storage boxes.
- e JUMP SEAT Removable stern jump seats are located port and starboard, giving you comfortable access to your downriggers (standard on all 19' models).

Color ■ Gun Metal Gray with Black
 ■ Blue

MERCURY
#1 On The Water



196 I/O
(also available as SB)



196



196 SB



176 SB
(also available 176)





ISLANDER

Starcraft has the best solution for big open-water fishing — the Islander series. With a deep water hull, reliable stern drive, large fuel tank and 30" inside depth, you've got a great boat for larger lakes and coastal waters. And the best part? Even with all its features, it's still light enough for easy trailering — perfect for a weekend of serious fishing.



- a. **DRIVER'S CONSOLE** The helm console features a full instrumentation panel, deluxe switches, rack and pinion power steering and an AM/FM stereo with CD player.
- b. **STERN** The stern jump seats provide comfortable seating near your downriggers, and they are removable to give you maximum casting room.
- c. **V-BERTH** The cushioned V-berth seats four people and converts to a bed. You'll find convenient storage under the berth, as well as an interior light and sliding side windows with screens.
- d. **BRACKET** This bracket allows the motor to be mounted further back on the transom, saving space in the cockpit.
- e. **STERN STORAGE** You'll find plenty of dry storage conveniently located in the stern, where most of the fishing action is.

Color ■ Gun Metal Gray with Black (OB only)
 ■ Blue

MERCURY
"1 On The Water"



221 OB



221



191 (also available as OB)





C-STAR

Welcome to the C-Star series. These rugged, versatile boats feature Starcraft's exclusive Power-Trac Hull® for a better ride, even in rough water. Five seat locations accommodate your style of fishing and a 32 gallon fuel tank lets you go farther and stay out longer. And, when your fishing day is done, folding jump seats convert the stern casting deck into comfortable seating for family or friends — plus, you have the option of a swim platform with ladder.



- a. **FISH PACKAGE** The optional fish package adds a convenient fish locator to the custom molded dash with domed gauges.
- b. **JUMP SEAT STORAGE** The jump seats provide easy access to the storage space under the stern casting deck.
- c. **TROLLING MOTOR** The optional fish package features a trolling motor with electronic steering on a quick-release mounting bracket.
- d. **186 LIVEWELL** You'll appreciate the large, 29 gallon livewell with closed loop aeration.
- e. **BOW PANEL** The bow panel features a trolling motor plug, a main motor trim switch, livewell switches and a courtesy light.

Color ■ Green ■ Bright Red
 ■ Black ■ Blue

MERCURY
 '1 On The Water




186 DC



186 SC



166 DC



166 SC





C-STAR 170 AND FISH & SKI

Are you looking for a family-friendly boat that's loaded with great features, including the price tag? Then you're on the right page. The C-Star gives you a remarkably comfortable, dry ride, thanks to its exclusive Power-Trac Hull® with torsion beam construction. You'll also enjoy the convenience of a 32-gallon fuel tank and the comfort of deluxe seats with pinchless hinges and locking swivel. If skiing is high on your family's list of favorite activities, the C-Star Fish & Ski package offers a versatile layout with roomy seating, as well as a removable ski pole.



a



b



c



d



e

- a **DRIVER'S CONSOLE** At the helm, you'll enjoy the attractive dash with custom wheel, rack and pinion steering and an AM/FM stereo CD player.
- b **JUMP SEATS/SKI POLE** In the stern, the casting deck easily folds up to create comfortable port and starboard jump seats. A removable ski pole also comes standard.
- c **UNDER-DECK STORAGE** Lift up the stern jump seats, and you'll have easy access to the storage space under the casting deck.
- d **ROD STORAGE** On the starboard side, you'll find lockable rod storage with a cushioned door, easy-access netting and a chrome anchor lock.
- e **BOW CUSHIONS** The versatile open bow seating is fully cushioned with bolster and coaming pads.

Color ■ Green ■ Bright Red ■ Black
 ■ Blue (170 DC) ■ Teal (Fish & Ski)

MERCURY
"I On The Water"



170 DC



170 F&S





SUPER FISHERMAN

Starcraft gives you more ways than ever to enjoy both serious fishing and serious family playtime. The all-new Super Fisherman is a great example. Its 29" inside depth offers superior safety in rough, open water, while the exclusive Power-Trac Hull[®] gives you a smooth, dry ride and terrific handling. On fishing trips, you'll enjoy the roomy cockpit, bow and stern casting decks, six seat locations, bow and stern livewells and both in-floor and port rod storage with protective tubes. Flip up the stern seats, and you're ready for family outings, with a roomy open bow, CD player with four speakers and an optional swim platform and ladder.



a



180



b



c



d



170

- a **DRIVER'S CONSOLE** The custom molded dash features large domed gauges, rocker switches, a custom wheel and plenty of room for electronics.
- b **ROD TRACK** These rod tracks make it easy to accessorize your boat and add rod holders and downriggers.
- c **ROD STORAGE** The large in-floor rod locker has tube holders for 6 rods.
- d **STERN SEATS** The stern platform easily converts to comfortable passenger space, with two fold-up seats.

Color ■ Gun Metal Gray with Black

MERCURY
#1 On The Water



STARCRRAFT 2006

> FISHING BOATS FEATURES & OPTIONS

	Futura 180 DC Sport	Futura 180 DC	Futura 180 SC	Fishmaster 196T 170	Fishmaster 196T 181	Fishmaster 196	Fishmaster 196 SB	Fishmaster 176	Fishmaster 176 SB	Islander 221	Islander 21106/19106	Islander 191	C-Star 186 DC	C-Star 186 SC	C-Star 170 FMS	C-Star 170 DC	C-Star 166 DC	C-Star 166 SC	Super Fishmaster 190	Super Fishmaster 170
Hull Construction																				
Limited Lifetime Deck Warranty	S	S	S	*	*	*	*	*	*	S	S	S	S	S	S	S	S	S	S	S
Lifetime Warranty on All Riveted Seams	S	S	S	S	S	S	S	S	S	S	S	S	S	S	S	S	S	S	S	S
Power-Trac Hull® with Torsion Beam Construction	S	S	S	S	S	S	S	S	S	*	*	*	S	S	S	S	S	S	S	S
Torsion Beam Construction	S	S	S	S	S	S	S	S	S	*	*	*	S	S	S	S	S	S	S	S
Machine Formed Ribs	S	S	S	S	S	S	S	S	S	*	*	*	S	S	S	S	S	S	S	S
Double Riveted Chine & Transom Seams	S	S	S	S	S	S	S	S	S	S	S	S	S	S	S	S	S	S	S	S
Injected Flotation Foam	S	S	S	S	S	S	S	S	S	S	S	S	S	S	S	S	S	S	S	S
Full-Length Reverse Chine	S	S	S	S	S	S	S	S	S	S	S	S	S	S	S	S	S	S	S	S
Built-In Fuel Tank (gallons)	(52)	(52)	(52)	(52)	(52)	(52)	(52)	(32)	(32)	(52)	(52/34)	(34)	(32)	(32)	(32)	(32)	(32)	(32)	(32)	(32)
Composite Floor/Deck	*	*	*	S	S	S	S	S	S	*	*	*	*	*	*	*	*	*	*	*
7-Ply Pressure Treated Floor/Deck	S	S	S	*	*	*	*	*	*	S	S	S	S	S	S	S	S	S	S	S
Stainless Steel Bow and Stern Eyes	S	S	S	S	S	S	S	S	S	S	S	S	S	S	S	S	S	S	S	S
Stepped Transom for Kicker Motor	S	S	S	S	S	S	S	S	S	*	*	*	S	S	S	S	S	S	S	S
Stainless Steel Bow Rails	*	*	*	*	*	*	*	*	*	S	S	S	*	*	*	*	*	*	*	*
Anchor Rope Storage in Bow	*	*	*	*	*	*	*	*	*	S	S	S	*	*	*	*	*	*	*	*
Cockpit																				
Deluxe Movable Pedestal Seats (qty)	(3)	(3)	(3)	(4)	(2)	(4)	(2)	(3)	(2)	*	*	*	(3)	(3)	(1)	(3)	(3)	(3)	(3)	(3)
Pedestal Seat Locations (qty)	(6)	(6)	(6)	(6)	(3)	(5)	(3)	(5)	(3)	*	*	*	(6)	(6)	(2)	(6)	(6)	(6)	(6)	(6)
Slider on Helm Seat	S	S	S	S	S	S	S	S	S	*	*	*	S	S	S	S	S	S	S	S
Fixed Helm Seat	*	*	*	*	*	*	*	*	*	S	S	S	*	*	*	*	*	*	*	*
Rod Storage (longft)	(8)	(7' 6")	(7' 6")	(10)	(10)	(10)	(10)	(8)	(8)	(8)	(8)	(8)	(7' 6")	(7' 6")	(6' 6")	(7)	(7)	(7)	(7' 4")	(7' 4")
Rod Storage (compartments)	(2)	(1)	(1)	(2)	(2)	(2)	(2)	(2)	(2)	(2)	(2)	(2)	(2)	(2)	(2)	(2)	(2)	(2)	(2)	(2)
Bow/Aft Casting Platform	S	S	S	*	*	*	*	*	*	*	*	*	S	S	S	S	S	S	S	S
Bow Casting Platform	S	S	S	S	S	S	S	S	S	*	*	*	S	S	S	S	S	S	S	S
Aft Storage	S	S	S	S	S	S	S	S	S	S	S	S	S	S	S	S	S	S	S	S
Bow Storage	S	S	S	S	S	S	S	S	S	S	S	S	S	S	S	S	S	S	S	S
Cockpit Toe Kicks	*	*	*	S	S	S	S	S	S	S	S	S	S	S	S	S	S	S	S	*
In-Floor Storage	S	S	S	S	S	S	S	*	*	*	*	*	S	S	S	S	S	S	S	S
Built-In Tackle Storage	S	S	S	*	*	*	*	*	*	S	S	*	*	*	*	*	*	*	*	*
Cup Holders (qty)	(4)	(3)	(3)	*	*	*	*	(1)	(1)	(3)	(3)	*	(4)	(4)	(4)	(3)	(4)	(3)	(4)	(4)
Cabin Windows with Privacy Curtains	*	*	*	*	*	*	*	*	*	S	S	S	*	*	*	*	*	*	*	*
Interior Cabin Lighting	*	*	*	*	*	*	*	*	*	S	S	S	*	*	*	*	*	*	*	*
Large Translucent Bow Hatch w/Screen	*	*	*	*	*	*	*	*	*	S	S	S	*	*	*	*	*	*	*	*
Fishing Package – Trolling Motor, Fish Locator	O	O	O	O	O	O	O	O	O	*	*	*	O	O	O	O	O	O	O	O
Snap-In Carpet	S	O	O	O	O	O	O	O	O	S	S	S	*	*	*	*	*	*	*	*
Marine Grade Fade Resistant Carpet	S	S	S	S	S	S	S	S	S	S	S	S	S	S	S	S	S	S	S	S
Marine Grade UV Stable Upholstery Vinyl	S	S	S	S	S	S	S	S	S	S	S	S	S	S	S	S	S	S	S	S
Maintenance Free Vinyl Cockpit Flooring	S	O	O	S	S	S	S	S	S	S	S	S	O	O	O	O	O	O	*	*
Swim Platform & Ladder	O	O	O	*	*	*	*	*	*	*	*	*	O	O	*	O	O	O	O	O
Power Pedestals	O	O	O	O	O	O	O	O	O	*	*	*	O	O	*	O	O	O	O	O
Dash & Console																				
Fuel Gauge	S	S	S	S	S	S	S	S	S	S	S	S	S	S	S	S	S	S	S	S
Speedometer	S	S	S	S	S	S	S	S	S	S	S	S	S	S	S	S	S	S	S	S
Tachometer	S	S	S	S	S	S	S	S	S	S	S	S	S	S	S	S	S	S	S	S
Voltmeter	S	S	S	S	S	S	S	S	S	S	S	S	S	S	S	S	S	S	S	S
Oil & Temperature Gauges	*	*	*	S	S	*	*	*	*	S	S	S	*	*	*	*	*	*	*	*
Trim Gauges	*	*	*	S	S	*	*	*	*	S	S	S	*	*	*	*	*	*	*	*
Lanyard Safety Switch	S	S	S	S	S	S	S	S	S	S	S	S	S	S	S	S	S	S	S	S
Lowrance® X-51 Fish Locator	*	*	*	*	*	*	*	*	*	O	O	O	*	*	*	*	*	*	*	*
Lowrance® X-125 Fish Locator	O	O	O	O	O	O	O	O	O	O	O	O	O	O	O	O	O	O	O	*
Lowrance® LMS 332C Fish Locator	O	O	O	O	O	O	O	O	O	O	O	O	O	O	O	O	O	O	O	O
CD Player	S	S	S	S	S	S	S	S	S	S	S	S	*	*	*	*	*	*	*	*
Marine Grade Speakers (qty)	(2)	(2)	(2)	(2)	(2)	(2)	(2)	(2)	(2)	(2)	(2)	(2)	*	*	(2)	(2)	*	*	(4)	(4)
Locking Glove Box	S	S	*	S	S	S	S	S	S	S	S	S	S	S	S	S	S	S	*	S
Starboard Windshield Wiper	*	*	*	*	*	*	*	*	*	S	S	S	*	*	*	*	*	*	*	*
Port Windshield Wiper	*	*	*	*	*	*	*	*	*	O	O	O	*	*	*	*	*	*	*	*
Custom Wheel	S	S	*	*	*	*	*	*	*	*	*	*	S	S	S	S	S	S	S	S
Horn	S	S	S	S	S	S	S	S	S	S	S	S	S	S	S	S	S	S	S	S
Plumbing																				
Threaded Sure Lock® Livewell Standpipe	*	*	*	S	S	S	S	S	S	S	S	S	S	S	S	S	S	S	*	*
Recoat Livewell(s) with Roclused Corners	S	S	S	S	S	S	S	S	S	*	*	*	*	*	*	*	*	*	*	S
Timed Livewells	S	S	S	*	*	*	*	*	*	*	*	*	*	*	*	*	*	*	*	*
Aerated Bow Livewell (gallons)	(12)	*	*	(41)	(41)	(41)	(41)	(21)	(21)	*	*	*	(29)	(29)	(14)	(31)	(32)	(32)	(18)	(18)
Livewell with Pump Out	S	S	S	*	*	*	*	*	*	*	*	*	*	*	*	*	*	*	*	*
Aerated Aft Livewell (gallons)	(22)	(36)	(36)	*	*	*	*	*	*	*	*	*	*	*	*	(12)	*	*	(28)	(28)
Aerated Port Livewell (gallons)	*	*	*	*	*	*	*	*	*	(48)	(48/29)	(29)	*	*	*	*	*	*	*	*

STARCRRAFT 2006

> FISHING BOATS FEATURES & OPTIONS

	Futura 180 DC Sport	Futura 180 DC	Futura 180 SC	Fishmaster 166i VO	Fishmaster 166i SB	Fishmaster 176	Fishmaster 196 SB	Fishmaster 176	Fishmaster 176 SB	Islander 221	Islander 210c/191c/176c	Islander 191	C-Star 186 DC	C-Star 186 SC	C-Star 170 F&S	C-Star 170 DC	C-Star 166 DC	C-Star 166 SC	Super Fishmaster 180	Super Fishmaster 170
Plumbing (Continued)																				
Lighted Livewell	S	S	S	*	*	*	*	*	*	*	*	*	*	*	*	*	*	*	*	*
Aerated Bow Ballast	*	S	S	*	*	*	*	*	*	*	*	*	*	*	*	*	*	*	*	*
Aerated Aft Ballast	*	S	S	*	*	*	*	*	*	*	*	*	*	*	*	*	*	*	*	*
Built-In Overflow Drains	S	S	S	*	*	*	*	*	*	*	*	*	*	*	*	*	*	*	*	*
Head with Pump Out	*	*	*	*	*	*	*	*	*	*	*	*	*	*	*	*	*	*	*	*
Removable Porta-Potti®	*	*	*	*	*	*	*	*	*	O	O	O	*	*	*	*	*	*	*	*
Electrical																				
Extra Fuse Box	S	S	S	S	S	S	S	S	S	S	S	S	S	S	S	S	S	S	S	S
Removable Bow Navigation Light	S	S	S	S	S	S	S	S	S	*	*	*	S	S	S	S	S	S	S	*
Removable Non-Glass Stern Navigation Light	S	S	S	S	S	S	S	S	S	*	*	*	S	S	S	S	S	S	S	S
Windshield Mounted Navigation Light	*	*	*	*	*	*	*	*	*	*	*	*	S	S	S	S	S	S	S	S
Courtesy Light(s)	S	S	S	S	S	S	S	S	S	S	S	S	S	S	S	S	S	S	S	S
Power Point	S	S	S	S	S	S	S	S	S	S	S	S	S	S	S	S	S	S	S	S
Circuit Breakers	S	S	S	S	S	S	S	S	S	S	S	S	S	S	S	S	S	S	S	S
Bow Panel with Trailing Motor Plug, Volt Gauge, Outboard Motor Trim Switch, Courtesy Light, Bow Livewell Fill/Recirculate Switch	S	S	S	*	*	*	*	*	*	*	*	*	*	*	*	*	*	*	*	*
Bow Panel with 12/24 Volt Trailing Motor Plug, Outboard Motor Trim Switch, Courtesy Light, Bow Livewell Fill/Recirculate Switch	*	*	*	*	*	*	*	*	*	*	*	*	S	S	S	S	S	S	S	*
Bow Trailing Motor Plug	*	*	*	O	O	O	O	O	O	*	*	*	*	*	*	*	*	*	*	S
Mechanical																				
Tilt No Feedback Rack & Pinion Steering	S	S	S	S	S	S	S	S	S	*	*	*	S	S	S	S	S	S	S	*
Tilt No Feedback Rotary	*	*	*	*	*	*	*	*	*	*	*	*	S	S	S	S	S	S	S	*
Rack & Pinion Steering	*	*	*	*	*	*	*	*	*	S	S	S	S	S	S	S	S	S	S	*
Hydraulic Tilt Steering	O	O	O	*	*	O	O	O	O	S	S	S	S	S	S	S	S	S	S	*
Covers																				
Top & Storage Boot	O	O	*	S	S	S	S	S	S	S	S	S	O	O	*	O	O	O	O	S
Mooring Cover without Trailing Motor	O	O	O	O	O	O	O	O	O	O	O	O	O	O	O	O	O	O	O	O
Bow Tonneau Cover	O	O	*	O	O	O	O	O	O	*	*	*	O	O	O	O	O	O	O	O
Side Curtain Set	O	O	*	O	O	O	O	O	O	O	O	O	O	O	O	O	O	O	O	O
Aft Curtain	O	O	*	O	O	O	O	O	O	O	O	O	O	O	O	O	O	O	O	O
Walk-Thru Curtain	O	O	*	O	O	O	O	O	O	O	O	O	O	O	O	O	O	O	O	O
Drop Curtain Set	*	*	*	O	O	O	O	O	O	O	O	O	O	O	O	O	O	O	O	O
Stand-Up Bimini Top	*	O	O	*	*	*	*	*	*	*	*	*	*	*	*	*	*	*	*	*
Voor	*	*	*	*	*	*	*	*	*	S	S	S	S	S	S	S	S	S	S	*
Trailers - EZ Loaders																				
Painted or Galvanized Bunk	O	O	O	O	O	O	O	O	O	O	O	O	O	O	O	O	O	O	O	O
Painted or Galvanized Buffer	O	O	O	O	O	O	O	O	O	O	O	O	O	O	O	O	O	O	O	O
Custom-Welded Trailer with Swing-Away Tongue & Deluxe Chrome Wheels	O	O	O	O	O	O	O	O	O	O	O	O	O	O	O	O	O	O	O	O
Deluxe Chrome Wheels	O	O	O	O	O	O	O	O	O	O	O	O	O	O	O	O	O	O	O	O
Outboard Motor Support	O	O	O	*	*	O	O	O	O	*	*	*	O	O	O	O	O	O	O	O

S = Standard O = Option * = Not available on this model

STARCRRAFT 2006

> FISHING BOATS SPECIFICATIONS

	Futura 180 DC Sport	Futura 180 DC	Futura 180 SC	Fishmaster 166i VO	Fishmaster 166i SB	Fishmaster 176	Fishmaster 176 SB	Islander 221	Islander 221 GB	Islander 191 GB	Islander 191	C-Star 186 DC	C-Star 186 SC	C-Star 170 F&S	C-Star 170 DC	C-Star 166 DC	C-Star 166 SC	Super Fishmaster 180	Super Fishmaster 170
Blower HP	20014 hp	20014 hp	20014 hp	20014 hp	20014 hp	175-121 hp	180112 hp	20014 hp	20014 hp	180110 hp	125-101 hp	190112 hp	180112 hp	125-101 hp	125-101 hp	125-101 hp	125-101 hp	20014 hp	180110 hp
Fuel Capacity (gallons/liters)	32/121.8	32/121.8	32/121.8	32/121.8	32/121.8	32/121.8	32/121.8	32/121.8	32/121.8	32/121.8	32/121.8	32/121.8	32/121.8	32/121.8	32/121.8	32/121.8	32/121.8	32/121.8	32/121.8
Length (feet/meters)	18'2.5	18'2.5	18'2.5	17'9	17'9	17'9	17'9	17'9	17'9	17'9	17'9	18'2.5	18'2.5	18'2.5	18'2.5	18'2.5	18'2.5	18'2.5	18'2.5
Beam (inches/meters)	30/24	30/24	30/24	30/24	30/24	30/24	30/24	30/24	30/24	30/24	30/24	30/24	30/24	30/24	30/24	30/24	30/24	30/24	30/24
Weight (boat only - lbs/kg)	1300/593	1300/593	1300/593	1450/659	1450/659	1450/659	1450/659	1450/659	1450/659	1450/659	1450/659	1450/659	1450/659	1450/659	1450/659	1450/659	1450/659	1450/659	1450/659
Capacity (persons/ft. lbs.)	7/1000/453.6	7/1000/453.6	7/1000/453.6	8/1200/567	8/1200/567	8/1200/567	8/1200/567	8/1200/567	8/1200/567	8/1200/567	8/1200/567	8/1200/567	8/1200/567	8/1200/567	8/1200/567	8/1200/567	8/1200/567	8/1200/567	8/1200/567
Capacity (ft. lbs.)	1700/771.1	1700/771.1	1700/771.1	1700/771.1	1700/771.1	1700/771.1	1700/771.1	1700/771.1	1700/771.1	1700/771.1	1700/771.1	1700/771.1	1700/771.1	1700/771.1	1700/771.1	1700/771.1	1700/771.1	1700/771.1	1700/771.1
Inside Depth (inches/meters)	24/61	24/61	24/61	31/79	31/79	31/79	31/79	31/79	31/79	31/79	31/79	31/79	31/79	31/79	31/79	31/79	31/79	31/79	31/79
Tarenet Width (inches/meters)	81/205	81/205	81/205	81/205	81/205	81/205	81/205	81/205	81/205	81/205	81/205	81/205	81/205	81/205	81/205	81/205	81/205	81/205	81/205
Deck Width (inches/meters)	84/213	84/213	84/213	84/213	84/213	84/213	84/213	84/213	84/213	84/213	84/213	84/213	84/213	84/213	84/213	84/213	84/213	84/213	84/213
Tarenet Height (inches/meters)	25/64	25/64	25/64	NA	NA	NA	NA	NA	NA	NA	NA	NA	NA	NA	NA	NA	NA	NA	NA
Aluminum Gauge (inches/meters)	30/1.25	30/1.25	30/1.25	30/1.25	30/1.25	30/1.25	30/1.25	30/1.25	30/1.25	30/1.25	30/1.25	30/1.25	30/1.25	30/1.25	30/1.25	30/1.25	30/1.25	30/1.25	30/1.25
Podage Length (feet/meters)	22/6.7	22/6.7	22/6.7	22/6.7	22/6.7	22/6.7	22/6.7	22/6.7	22/6.7	22/6.7	22/6.7	22/6.7	22/6.7	22/6.7	22/6.7	22/6.7	22/6.7	22/6.7	22/6.7
Towing Weight (lbs/kg)	333/148.3	333/148.3	333/148.3	333/148.3	333/148.3	333/148.3	333/148.3	333/148.3	333/148.3	333/148.3	333/148.3	333/148.3	333/148.3	333/148.3	333/148.3	333/148.3	333/148.3	333/148.3	333/148.3
Deckie (degrees)	19	19	19	19	19	19	19	19	19	19	19	19	19	19	19	19	19	19	19



STARFISH

Perfect for walleye fishing, the all-new Starfish is the serious fisherman's dream come true. Its rugged Power-Trac Hull™ tames rough water, while its impressive features give you everything you need for great outings, including a Lowrance® X-125 fish locator, trolling motor, aerated livewells, large casting decks and generous rod storage. Select models offer an optional full canvas weather enclosure, allowing you to extend your fishing season. And, on the 16' models, the 15-degree deadrise hull is well suited for lower horsepower motors.



- a **DRIVER'S CONSOLE** Everything about this console means business: the domed gauges, the 8 rocker switches, the no-feedback steering with tilt wheel and plenty of room for electronics.
- b **LIVEWELL** This huge, 22-gallon aerated livewell is conveniently located in the bow platform.
- c **LIVEWELL WITH BAIT BUCKET** The 21-gallon stern livewell includes a bait bucket that fits conveniently inside.
- d **ROD LOCKER** The Starfish offers impressive rod storage, including this 7' lockable space on the port side.
- e **ROD STORAGE** The forward center rod locker features protector tubes for 7 rods.

Color ■ Gun Metal Gray with Black

MERCURY
#1 On The Water



166 DC
(also available as SC)



176 SC
(also available as DC)

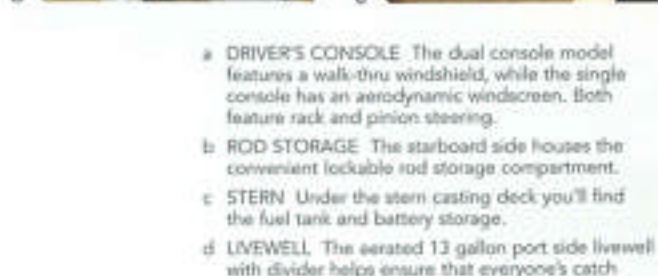
Featuring factory installed 125 graph and 65 PD trolling motor.





D-STAR DELUXE AND STARFIRE

For excellent performance and easy towing, two great choices are the D-Star Deluxe and the Starfire. These economical boats give you quick planing, superb handling and a dry ride — thanks to our exclusive Power-Trac Hull®. The large cockpit features plenty of room for your family and all your gear, and, on the D-Star Deluxe, there's space under the stern casting deck for two Quicksilver 6.6 gallon fuel tanks. Yes, these lightweight boats are perfect for weekend getaways.



- a DRIVER'S CONSOLE The dual console model features a walk-thru windshield, while the single console has an aerodynamic windscreen. Both feature rack and pinion steering.
- b ROD STORAGE The starboard side houses the convenient lockable rod storage compartment.
- c STERN Under the stern casting deck you'll find the fuel tank and battery storage.
- d LIVEWELL The aerated 13 gallon port side livewell with divider helps ensure that everyone's catch makes it home safely.
- e BOW The roomy bow casting deck includes a seat location and a large under-deck storage space.

Color ■ Blue

All D-Star models are available with optional maintenance-free, all-vinyl cockpit flooring.

MERCURY
#1 On The Water



160 DLX DC



160 DLX SC



160 DLX T



STARFIRE 160





D-STAR

If you favor a "back to basics" approach to fishing, then the D-Star is the choice for you. With high-quality construction and a roomy cockpit, you get more boat for your money — and more of the things that are important to you. In the bow, you'll find a large casting deck with a seat location and under-deck storage, while under the stern casting deck, you'll appreciate the battery storage and room for two Quicksilver portable fuel tanks.



- a **TILLER WITH BELL PEDESTAL SEAT** The D-Star comes standard with two deluxe seats with pinchless hinges and locking swivel. For added versatility, they're on removable pedestals with two locations.
- b **BOW STORAGE** There's plenty of room for life jackets and other gear in this large, under-deck storage area.
- c **ROD HOLDERS** On the starboard side, you'll have the convenience of a 7' open rod storage rack.
- d **LIVEWELL** The aerated 13 gallon port side livewell with divider helps ensure that everyone's catch makes it home safely.

Color ■ Blue

All D-Star models are available with optional maintenance-free, all-vinyl cockpit flooring.

MERCURY
'1 On The Water



STARCRRAFT 2006

FISHING BOATS FEATURES & OPTIONS

	Starfish 175 DC	Starfish 175 SC	Starfish 166 DC	Starfish 166 SC	Starfish 162	D-Star 160 DUK DC	D-Star 160 DUK SC	D-Star 160 DUK T	D-Star 160 SC	D-Star 160 T
Hull Construction										
Limited Lifetime Deck Warranty	•	•	\$	\$	\$	\$	\$	\$	\$	\$
Lifetime Warranty on All Riveted Seams	\$	\$	\$	\$	\$	\$	\$	\$	\$	\$
Power-Trac Hull® with Torsion Beam Construction	\$	\$	\$	\$	\$	\$	\$	\$	•	•
Torsion Beam Construction	\$	\$	\$	\$	\$	\$	\$	\$	•	•
Machine Formed Ribs	\$	\$	\$	\$	\$	•	•	•	•	•
Double Riveted Chine & Transom Seams	\$	\$	\$	\$	\$	\$	\$	\$	\$	\$
Injected Flotation Foam	\$	\$	\$	\$	\$	\$	\$	\$	\$	\$
Full Length Reverse Chine	\$	\$	\$	\$	\$	•	•	•	•	•
Built-In Fuel Tank (gallons)	(32)	(32)	(32)	(32)	(18)	•	•	•	•	•
Composite Floor/Deck	\$	\$	•	•	•	•	•	•	•	•
7-Ply Pressure Treated Floor/Deck	•	•	\$	\$	\$	\$	\$	\$	\$	\$
Stainless Steel Bow and Stern Eyes	\$	\$	\$	\$	\$	\$	\$	\$	•	•
Stepped Transom for Kicker Motor	\$	\$	\$	\$	•	•	•	•	•	•
Cockpit										
Deluxe Movable Pedestal Seats (qty)	(2)	(2)	(2)	(2)	(3)	(3)	(3)	(3)	(2)	(2)
Pedestal Seat Locations (qty)	(4)	(4)	(4)	(4)	(4)	(4)	(4)	(4)	(4)	(4)
Slider on Helm Seat	\$	\$	\$	\$	\$	•	•	•	•	•
Rod Storage (length)	(7)	(7)	(7)	(7)	(7)	•	•	•	(7)	(7)
Rod Storage (compartment)	(2)	(2)	(1)	(1)	(2)	(1)	(1)	(1)	•	•
Bow/Aft Casting Platform	•	•	\$	\$	\$	•	•	•	•	•
Bow Casting Platform	\$	\$	•	•	•	•	•	•	•	•
Aft Storage	\$	\$	\$	\$	\$	•	•	•	•	•
Bow Storage	\$	\$	\$	\$	\$	\$	\$	\$	\$	\$
Cup Holders (qty)	•	•	•	•	(1)	(2)	(1)	•	•	•
Fishing Package – Trolling Motor, Fish Locator	•	•	•	•	0	0	0	0	0	0
Marine Grade Fade Resistant Carpet	\$	\$	\$	\$	\$	\$	\$	\$	\$	\$
Marine Grade UV Stable Upholstery Vinyl	\$	\$	\$	\$	\$	\$	\$	\$	\$	\$
Maintenance Free Vinyl Cockpit Flooring	\$	\$	\$	\$	0	0	0	0	0	0
Power Pedestals	0	0	0	0	0	0	0	0	•	•
Dash & Conn										
Fuel Gauge	\$	\$	\$	\$	\$	•	•	•	•	•
Speedometer	\$	\$	\$	\$	•	•	•	•	•	•
Tachometer	\$	\$	\$	\$	•	•	•	•	•	•
Voltmeter	\$	\$	\$	\$	•	•	•	•	•	•
Lanyard Safety Switch	\$	\$	\$	\$	\$	\$	\$	\$	\$	\$
Lowrance® X-51 Fish Locator	•	•	•	•	0	0	0	0	0	0
Lowrance® X-125 Fish Locator	\$	\$	\$	\$	0	0	0	0	0	0
Lowrance® LMS 332C Fish Locator	0	0	0	0	•	•	•	•	•	•
AM/FM Stereo	\$	\$	\$	\$	•	•	•	•	•	•
CD Player	\$	\$	\$	\$	•	•	•	•	•	•
Marine Grade Speakers (qty)	(2)	(2)	(2)	(2)	•	•	•	•	•	•
Locking Glove Box	\$	\$	\$	\$	\$	•	•	•	•	•
Horn	\$	\$	\$	\$	•	•	•	•	•	•
Plumbing										
Threaded Sure Lock® Livewell Standpipe	\$	\$	\$	\$	\$	\$	\$	\$	\$	\$
Rozocast Livewell(s) with Radiused Corners	\$	\$	\$	\$	\$	•	•	•	•	•
Aerated Bow Livewell (gallons)	(22)	(22)	•	•	(22)	•	•	•	•	•
Aerated Aft Livewell (gallons)	(21)	(21)	(21)	(21)	•	•	•	•	•	•
Aerated Port Livewell (gallons)	•	•	•	•	•	(13)	(13)	(13)	(13)	(13)
Electrical										
Removable Bow Navigation Light	\$	\$	\$	\$	\$	\$	\$	\$	\$	\$
Removable Non-Glare Stern Navigation Light	\$	\$	\$	\$	\$	\$	\$	\$	\$	\$
Courtesy Light(s)	\$	\$	\$	\$	•	•	•	•	•	•
Power Point	\$	\$	\$	\$	•	•	•	•	•	•

STARCRAFT 2006

> FISHING BOATS FEATURES & OPTIONS

	Starfish 176 DC	Starfish 176 SC	Starfish 166 DC	Starfish 166 SC	Starfire 160	D-Star 160 DLX DC	D-Star 160 DLX SC	D-Star 160 DLX T	D-Star 160 SC	D-Star 160 T
Electrical (continued)										
Circuit Breakers	S	S	S	S	S	S	S	S	S	S
Bow Trolling Motor Plug	S	S	S	S	S	S	S	S	S	S
Mechanical										
Rack & Pinion Steering	*	*	*	*	S	S	S	*	S	*
Hydraulic Tilt Steering	O	O	*	*	*	*	*	*	*	*
Tilt No Feedback Rotary	S	S	S	S	*	*	*	*	*	*
Canvas										
Top & Storage Boot	O	O	O	*	O	O	*	*	*	*
Mooring Cover without Trolling Motor	O	O	O	O	O	O	O	O	O	O
Bow Tonneau Cover	O	O	O	*	O	O	*	*	*	*
Side Curtain Set	O	O	O	*	O	O	*	*	*	*
AR Curtain	O	O	O	*	O	O	*	*	*	*
Walk-Thru Curtain	O	O	O	*	O	O	*	*	*	*
Drop Curtain Set	*	*	*	*	*	O	*	*	*	*
Trailers - EZ Loader										
Painted or Galvanized Bunk	O	O	O	O	O	O	O	O	O	O
Painted or Galvanized Roller	O	O	O	O	O	O	O	O	O	O
Custom-Welded Trailer with Swing-Away	O	O	O	O	O	O	O	O	O	O
Tongue & Deluxe Chrome Wheels										
Deluxe Chrome Wheels	O	O	O	O	O	*	*	*	*	*
Outboard Motor Support	O	O	O	O	O	O	O	O	O	O

S = Standard O = Option * = Not available on this model

STARCRAFT 2006

> FISHING BOATS SPECIFICATIONS

	Starfish 176 DC	Starfish 176 SC	Starfish 166 DC	Starfish 166 SC	Starfire 160	D-Star 160 DLX DC	D-Star 160 DLX SC	D-Star 160 DLX T	D-Star 160 SC	D-Star 160 T
Maximum HP	150/112 kw	150/112 kw	125/93 kw	125/93 kw	75/56 kw	60/45 kw	60/45 kw	60/45 kw	60/45 kw	40/29.8 kw
Fuel Capacity (gallons/liters)	32/121.1	32/121.1	32/121.1	32/121.1	38/145.6	Portable	Portable	Portable	Portable	Portable
Length (feet/meters)	17'8"/5.4	17'8"/5.4	16'9"/5.0	16'9"/5.0	16'1"/4.9	16'1"/4.9	16'1"/4.9	16'1"/4.9	16'4"/5.0	16'4"/5.0
Beam (inches/cm)	32"/82.4	32"/82.4	29"/73.8	29"/73.8	33"/83.8	33"/83.8	33"/83.8	33"/83.8	34"/86.4	34"/86.4
Weight (boat only - lbs./kgs.)	1195/542.1	1145/519.4	1047/474.9	997/452.2	785/356.1	835/378.8	785/356.1	750/340.2	725/328.9	695/315.3
Capacity (persons/lbs./kgs.)	7/950/430.9	7/950/430.9	6/820/372.0	6/820/372.0	6/825/374.2	6/825/374.2	6/825/374.2	6/825/374.2	5/640/290.3	5/700/317.5
Capacity (lbs./kgs.)	1700/771.1	1700/771.1	1500/680.4	1500/680.4	1350/612.4	1350/612.4	1350/612.4	1350/612.4	1275/578.3	1200/544.3
Inde Depth (inches/cm)	27"/69	27"/69	24"/61	24"/61	23"/58	23"/58	23"/58	23"/58	20"/51	20"/51
Tarson Width (inches/cm)	90"/228	90"/228	88"/224	88"/224	80"/203	80"/203	80"/203	80"/203	72"/183	72"/183
Onia Width (inches/cm)	73"/185	73"/185	73"/185	73"/185	64"/163	64"/163	64"/163	64"/163	62"/158	62"/158
Tarson Height (inches/cm)	20"/51	20"/51	20"/51	20"/51	20"/51	20"/51	20"/51	20"/51	20"/51	20"/51
Aluminum Gauge (inches/cm)	100"/254	100"/254	100"/254	100"/254	98"/248	98"/248	98"/248	98"/248	98"/248	98"/248
Package Length (feet/meters)	21'6"/6.6	21'6"/6.6	21'3"/6.5	21'3"/6.5	20'6"/6.3	20'6"/6.3	20'6"/6.3	20'6"/6.3	20'6"/6.3	20'6"/6.3
Towing Weight (lbs./kgs.)	2535/1149.9	2485/1127.2	2492/1130.4	2442/1107.7	1820/825.4	1713/770.0	1625/737.1	1663/754.3	1576/714.9	1573/713.5
Deadrise (degrees)	17	17	15	15	17	12	12	12	15	15

OVERHEADS

SO MANY
GREAT WAYS
TO ENJOY
THE WATER.

> The choice is yours.

At Starcraft, we know you love fishing. That's why we offer so many different ways to get you off dry land and into a great boat. From our no-frills utility boats to versatile family boats to hard-working fishing machines, we have a Starcraft boat for every kind of fisherman. And every kind of budget. Choose from single or dual consoles. I/Os or OBs. Even big-water fishing boats with cuddy cabins. When you're ready to go after the big ones, Starcraft is ready to take you there.



FUTURA 180 DC SPORT



FUTURA 180 DC



SUPER FISHERMAN 170



STARFISH 176 SC
(also available as DC)



ISLANDER 191
(also available as OB)



STARFIRE 160



FISHMASTER 176



FISHMASTER 176 SB

MERCURY
#1 On The Water



C-STAR 186 DC



C-STAR 186 SC



C-STAR 166 DC
(also available as SC)



C-STAR 170 DC



C-STAR 170 F&S



SUPER FISHERMAN 180



STARFISH 166 DC
(also available as SC)



FISHMASTER 196



FISHMASTER 196 SB



FISHMASTER 1961 VO
(also available as SB)



ISLANDER 221 OB



ISLANDER 221



D-STAR 160 DLX DC



D-STAR 160 DLX SC



D-STAR 160 DLX T



D-STAR 160 SC



D-STAR 160 T



170 BASS



170 BASS BOAT

For avid bass anglers, Starcraft features this 17' low-profile bass boat. Its exclusive Power-Trac Hull® offers unbeatable hole-shot performance and a comfortable, dry ride. Large bow and stern casting decks give you plenty of room to land that trophy catch, and you'll have the convenience of 7' lockable rod storage as well as port and starboard open rod holders with protector tubes for eight rods. Other highlights include rack and pinion steering, a Lowrance® X-51 fish locator and a 12 volt trolling motor.



- a FOLD-UP SEAT Every nook and cranny is put to good use, including the space under this fold-up seat for tackle storage.
- b CONSOLE At the helm, you can expect flawless performance and superior comfort, with a deluxe console and sleek domed gauges.
- c LIVEWELL You'll find plenty of livewell space to hold everyone's limit.
- d ROD LOCKER The in-floor rod storage is organized to keep your gear safe and within easy reach.

Color ■ Gun Metal Gray



170
Available Spring of 2008

Specifications

170

Maximum HP	125 / 93 kw
Fuel Capacity (gallons/liters)	19 / 71.9
Length (feet/meters)	17' 1" / 5.2
Beam (inches/cm)	78" / 198
Weight (boat only - lbs./kgs)	971 / 440.5
Capacity (persons/lbs./kgs)	4 / 565 / 256.3
Capacity (lbs./kgs)	1340 / 607.8
Inside Depth (inches/cm)	20" / 51
Transom Width (inches/cm)	78" / 198
Chine Width (inches/cm)	60" / 152
Transom Height (inches/cm)	20" / 51 cm
Aluminum Gauge (inches/cm)	0.100" / .254
Package Length (feet/meters)	21' 10" / 6.5
Towing Weight (lbs./kgs)	2492 / 1130.4
Deadrise (Degree)	7



MERCURY
1 On The Water



ROGUE

Introducing the all-new Rogue. This large, rigged jon-style boat is perfect for outdoorsmen looking for a versatile hunting and fishing craft. The modified vee-hull provides stability, a shallow draft and better handling in rough water. And the all-welded hull construction comes with our exclusive Leakproof for Life warranty. Inside the boat, you'll find textured, non-skid surfaces, a bow casting deck with dry storage underneath and optional storage boxes for your guns and fishing gear.



- a. **CONSOLE** An optional side console makes this rugged utility boat even more versatile.
- b. **FOLD-UP SEAT** Longer trips are more comfortable in this optional fold-up seat.
- c. **GUN BOX** You can customize the Rogue to suit your needs with optional storage boxes for hunting and fishing gear.


Color

- Hunter Green
- Gun Metal Gray

MERCURY
"1 On The Water"



1886



1686

Specifications	1886	1686
Maximum HP (standard tiller steering)	50 / 37 kw	50 / 37 kw
Maximum HP (with optional console)	125 / 93 kw	100 / 75 kw
Fuel Capacity (gallons/liters)	19 / 71.9	19 / 71.9
Length (feet/meters)	18' 7" / 5.7	16' 7" / 5.1
Beam (inches/cms)	85" / 216	85" / 216
Weight (boat only - lbs./kgs.)	824 / 373.6	772 / 353.2
Capacity (persons/lbs./kgs.)	6 / 800 / 362.9	5 / 675 / 306.7
Capacity (lbs./kgs.)	1585 / 719.0	1400 / 635.0
Inside Depth (inches/cms)	21" / 53	21" / 53
Transom Width (inches/cms)	85" / 216	85" / 216
Chine Width (inches/cms)	60" / 152	60" / 152
Transom Height (inches/cms)	20" / 51 cm	20" / 51 cm
Aluminum Gauge (inches/cms)	0.100" / .254	0.100" / .254
Package Length (feet/meters)	23' 10" / 7.3	21' 10" / 6.7
Towing Weight (lbs./kgs.)	2097 / 951.2	2033 / 922.2



SPECIFICATIONS

UTILITIES

Specifications	SL 12	SL 14	SF 14 S
Maximum HP	10 / 7.5 kw	15 / 11.2 kw	25 / 22.5 kw
Fuel Capacity	N/A	N/A	N/A
Length	11' 7" / 3.53 m	13' 6" / 4.1 m	14' 3" / 4.3 m
Beam	58" / 147 cm	59" / 150 cm	67" / 170 cm
Weight (boat only)	124 lbs. / 56.3 kg	142 lbs. / 64.4 kg	225 lbs. / 102.1 kg
Cap. (persons/lbs.)	3 / 425 lbs. / 3 / 192.8 kg	4 / 525 lbs. / 4 / 238.1 kg	5 / 655 lbs. / 5 / 297.1 kg
Capacity	600 lbs. / 272.2 kg	700 lbs. / 317.5 kg	1020 lbs. / 462.7 kg
Inside Depth	21" / 53 cm	21" / 53 cm	29" / 74 cm
Transom Width	55" / 140 cm	55" / 140 cm	66" / 168 cm
Chine Width	48" / 122 cm	48" / 122 cm	53" / 135 cm
Transom Height	15" / 38 cm	15" / 38 cm	15" / 38 cm
Aluminum Gauge	0.051" / .130 cm	0.051" / .130 cm	0.065" / .165 cm
Pkg. Length	N/A	N/A	N/A
Towing Weight	N/A	N/A	N/A
Deadrise	7°	7°	8°

Specifications	SF 14 LWL	SF 14 S/SS	SF 14 L SS
Maximum HP	25 / 22.5 kw	25 / 22.5 kw	25 / 22.5 kw
Fuel Capacity	N/A	N/A	N/A
Length	14' 3" / 4.3 m	14' 3" / 4.3 m	14' 3" / 4.3 m
Beam	67" / 170 cm	67" / 170 cm	67" / 170 cm
Weight (boat only)	225 lbs. / 102.1 kg	370 lbs. / 167.8 kg	370 lbs. / 167.8 kg
Cap. (persons/lbs.)	5 / 655 lbs. / 5 / 297.1 kg	5 / 630 lbs. / 5 / 285.8 kg	5 / 630 lbs. / 5 / 285.8 kg
Capacity	1020 lbs. / 462.7 kg	995 lbs. / 451.3 kg	995 lbs. / 451.3 kg
Inside Depth	20" / 51 cm	29" / 74 cm	29" / 74 cm
Transom Width	66" / 168 cm	66" / 168 cm	66" / 168 cm
Chine Width	53" / 135 cm	53" / 135 cm	53" / 135 cm
Transom Height	20" / 51 cm	15" / 38 cm	20" / 51 cm
Aluminum Gauge	0.100" / .254 cm	0.100" / .254 cm	0.100" / .254 cm
Pkg. Length	N/A	19' 4" / 5.9 m	19' 4" / 5.9 m
Towing Weight	N/A	980 lbs. / 444.5 kg	980 lbs. / 444.5 kg
Deadrise	8°	8°	8°

Specifications	SF 14 LTS	SF 14 STS	SF 14 L
Maximum HP	25 / 18.6 kw	25 / 18.6 kw	25 / 18.6 kw
Fuel Capacity	N/A	N/A	N/A
Length	14' 3" / 4.3 m	14' 3" / 4.3 m	14' 3" / 4.3 m
Beam	67" / 170 cm	67" / 170 cm	67" / 170 cm
Weight (boat only)	400 lbs. / 181.4 kg	400 lbs. / 181.4 kg	225 lbs. / 102.1 kg
Cap. (persons/lbs.)	5 / 630 lbs. / 5 / 285.8 kg	3 / 425 lbs. / 3 / 192.8 kg	5 / 655 lbs. / 5 / 297.1 kg
Capacity	995 lbs. / 451.3 kg	895 lbs. / 406 kg	1020 lbs. / 462.7 kg
Inside Depth	29" / 74 cm	20" / 51 cm	29" / 74 cm
Transom Width	66" / 168 cm	66" / 168 cm	66" / 168 cm
Chine Width	53" / 135 cm	53" / 135 cm	53" / 135 cm
Transom Height	20" / 51 cm	15" / 38 cm	20" / 51 cm
Aluminum Gauge	0.100" / .254 cm	0.100" / .254 cm	0.065" / .165 cm
Pkg. Length	19' 4" / 5.9 m	19' 4" / 5.9 m	N/A
Towing Weight	1090 lbs. / 494.4 kg	1090 lbs. / 494.4 kg	N/A
Deadrise	8°	8°	8°



SL 12



SL 14



SF 14 L SS



SF 14 LWL



SF 14 S



SF 14 LTS/STS

MERCURY
1 On The Water

SPECIFICATIONS

Specifications	SF 16 L/L SS	SF 16 Camp	SF 16 TS
Maximum HP	40 / 29.8 kw	40 / 29.8 kw	40 / 29.8 kw
Fuel Capacity	N/A	N/A	N/A
Length	16' 2" / 4.9 m	16' 4" / 5.0 m	16' 2" / 4.9 m
Beam	67" / 170 cm	74" / 188 cm	67" / 170 cm
Weight (boat only)	255 lbs. / 115.7 kg	520 lbs. / 235.9 kg	508 lbs. / 230.4 kg
Cap. (persons/lbs.)	6 / 850 lbs. / 6 / 385.6 kg	6 / 815 lbs. / 6 / 369.7 kg	6 / 800 lbs. / 6 / 362.9 kg
Capacity	1220 lbs. / 553.4 kg	1200 lbs. / 544.3 kg	1220 lbs. / 553.4 kg
Inside Depth	29" / 74 cm	20" / 51 cm	29" / 74 cm
Transom Width	66" / 168 cm	67" / 170 cm	66" / 168 cm
Chine Width	53" / 135 cm	61" / 155 cm	53" / 135 cm
Transom Height	20" / 51 cm	20" / 51 cm	20" / 51 cm
Aluminum Gauge	0.100" / .254 cm	0.080" / .203 cm	0.100" / .254 cm
Plg. Length	N/A	20' 8" / 6.3 m	20' 9" / 6.3 m
Towing Weight	N/A	1215 lbs. / 551.1 kg	1415 lbs. / 641.8 kg
Deadrise	8°	15°	8°

JONS

We're proud to offer a wide selection of jon boats that you can count on for quality and reliability for years to come. These boats range from 10' to 20' and allow you to choose a seating configuration that best suits you.

Specifications	1032	1232	1432
Maximum HP	3 / 2 kw	6 / 4 kw	7 / 5.22 kw
Length	10' / 3.05 m	12' / 3.6 m	14' / 4.27 m
Beam	51" / 130 cm	51" / 130 cm	57" / 145 cm
Weight (boat only)	100 lbs. / 45 kg	120 lbs. / 54 kg	185 lbs. / 84 kg
Cap. (persons/lbs.)	2 / 250 lbs. / 2 / 113.4 kg	2 / 250 lbs. / 2 / 113.4 kg	3 / 395 lbs. / 3 / 179 kg
Capacity	290 lbs. / 132 kg	390 lbs. / 177 kg	650 lbs. / 295 kg
Inside Depth	16" / 41 cm	16" / 41 cm	18" / 46 cm
Bottom Width	32" / 81 cm	32" / 81 cm	36" / 91 cm
Transom Height	15" / 38 cm	15" / 38 cm	15" / 38 cm
Hull Thickness	.050" / .127 cm	.050" / .127 cm	.064" / .163 cm
Number of Seats	3	3	3

Specifications	1436	1448	1648
Maximum HP	20 / 14.9 kw	25 / 22.5 kw	35 / 26.1 kw
Length	14' / 4.27 m	14' / 4.27 m	16' / 4.88 m
Beam	63" / 160 cm	72" / 183 cm	63" / 160 cm
Weight (boat only)	263 lbs. / 119 kg	260 lbs. / 118 kg	300 lbs. / 136 kg
Cap. (persons/lbs.)	3 / 395 lbs. / 3 / 179 kg	4 / 535 lbs. / 4 / 243 kg	4 / 535 lbs. / 4 / 243 kg
Capacity	800 lbs. / 363 kg	900 lbs. / 408 kg	900 lbs. / 408 kg
Inside Depth	22" / 56 cm	22" / 56 cm	22" / 56 cm
Bottom Width	44" / 112 cm	48" / 122 cm	44" / 112 cm
Transom Height	15" / 38 cm	15" / 38 cm	20" / 51 cm
Hull Thickness	.072" / .183 cm	.072" / .183 cm	.072" / .183 cm
Number of Seats	3	3	3



SF 16 L/L SS



SF 16 CAMP



SF 16 TS



1032



1232



1432

ACCESSORIES

ACCESSORIES



Bimini Top, Bow Tonneau Cover, Side & Aft Curtain Sets

Maximum protection from the elements. Treated to resist water and mildew.



Bimini Top with Bow Tonneau Cover, Side Curtains & Drop Curtain

Protection from the elements while you fish. Treated to resist water and mildew.



Stealth® Composite Flooring

Composite flooring, standard in Fishmaster models, is made of space-age synthetics and is stronger and quieter than aluminum floors.



Volvo Engines

Selected Starcraft boats come standard with a Volvo sterndrive engine.



Fish Finder

Select models offer either a standard or optional fish finder, including this Lowrance® LMS 332-C with GPS navigation.



Rod Track

These rod tracks (standard on select models) give you exceptional versatility and make it easy to add rod holders and downriggers to your boat. For more information visit www.pursuitsports.com.



Throttle

Trolling is much more convenient with this optional second throttle for a kicker motor (on select models).

Lenco Drive

This Lenco Drive trolling motor system includes two thrust motors mounted on the transom — freeing up space in the bow. The motors work together and are easily controlled by a convenient foot pedal.

For more information visit www.lencomarine.com.



*Not all accessories are available on every Starcraft boat. Please refer to the specification pages for a detailed listing of standard features and options.



Trailers

Choose from two easy-loading trailers for your aluminum boat. See your Starcraft dealer for details.



Swing-Away Tongue

Turns to the side, allowing you to pull the boat farther into the garage for storage.



Lenco Drive



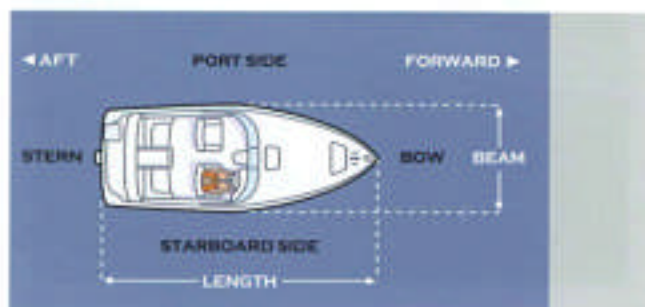
From choosing the right trailer to matching your boat with the optimal power, your expert Starcraft dealer will assist you in completing your package to help you and your family get the most from your boating experiences. You can trust Starcraft to offer high-quality accessories to enhance the value of your investment. Now, you're ready to go.



MERCURY
1 On The Water

GLOSSARY

A GLOSSARY OF BOATING AND WATERSPORTS TERMS.



Adrift: drifting loose, not on moorings or towline
Aft: toward the rear of the boat
Anchor: to secure a boat to the bottom
Aweigh: the position of anchor as it is raised clear of the bottom
Baitfish: small fish often eaten by predators
Batten Down: secure hatches and loose objects both within the hull and on deck
Beam: the width at the widest part of the boat
Bilge: the area in the bottom of the boat where seepage collects
Bow: the front of the boat
Buoy: a floating navigational marker
Chine: the part of the hull where the sides meet the bottom
Cleat: a two-horned fitting for securing lines to the boat
Cockpit: the area of the boat behind the helm
Crankbait: a plug with a lip that causes it to dive
Cuddy: a small shelter cabin in a boat
Deadrise: the angle of the bottom of the hull near the transom
Depthfinder: a sonar device used to read the bottom structure, determine depth, and in some cases actually spot the fish; also called a fishfinder
Deck: the floor of the boat
Dock: the protected area where boats are moored
Downwind: moving with the wind
Draft: the distance from the waterline to the lowest point of the boat
Freeboard: the distance from the waterline to the gunwale

Game Fish: a fish that is regulated by law for recreational harvest
Gel Coat: the exterior finish on a fiberglass boat
Gunwale: the top edge of the boat's sides
Helm: the wheel or tiller that steers the boat
Horsepower: a unit of measurement used to determine power and output of an engine
Hull: the main body of the boat, not including the interior or deck
Inboard/Outboard (I/O): a propulsion system that combines an inboard engine with an outboard drive unit
Jig: a hook with a lead head that is usually dressed with hair, silicone or plastic
Keel: the bottom center of the hull, running the entire length
Keeper: any fish that conforms to a specific minimum length limit established by the state fisheries department
Lipless Crankbaits: artificial baits that may vibrate, wobble and/or rattle, designed to resemble a swimming baitfish
Livewell: a container filled with water and often equipped with accessories such as lighting and aeration, used to hold and transport live fish
Midship: approximately equal distance between the bow and stern
Moor: to secure a boat with lines
Nautical Mile: Approximately 6076 feet, about 1/8 longer than the statute mile of 5,280 feet
Outboard: a detachable engine mounted on the stern of the boat
Personal Flotation Device (PFD): the official term for a life jacket

Planing: when a boat is moving over the top of the water rather than through the water
Port: the left side of the boat as you face forward
Propeller: the blades attached to the motor that propel the boat
Ramp: a term used to denote the launch/retrieve area for a boat
Running lights: lights that are required to be shown when you're underway between sundown and sunup
Spinnerbait: a type of artificial lure that consists of one or two rotating blades and either a straight or safety-pin style shaft dressed with material
Starboard: the right side of the boat as you face forward
Stern: the rear of the boat
Stow: to put an item in its proper place
Tiller: the handle for steering an outboard motor
Transom: the squared-off section of the stern
Trim: to adjust the running attitude of the boat by moving the drive unit up or down (out or in)
Trolling: a method of fishing where several lures are towed behind the boat and retrieved as strikes are made
Trolling Motor: a small electric fishing motor, typically mounted on the bow, that is used as a secondary means of propulsion, for boat positioning and to maneuver quietly in fishing areas
Underway: when the boat is moving and not moored or anchored
Upwind: moving against the wind
V-Hull or Vee-hull: a hull with a V-shaped bottom, designed to split the waves and soften the ride
Wake: the waves a boat leaves behind when it's moving
Walk-Through: the passageway through the windshield from the cockpit to the bow
Waterline: where the surface of the water meets the sides of the boat
Winch: the revolving crank on a trailer allowing you to up-load your boat

WELCOME

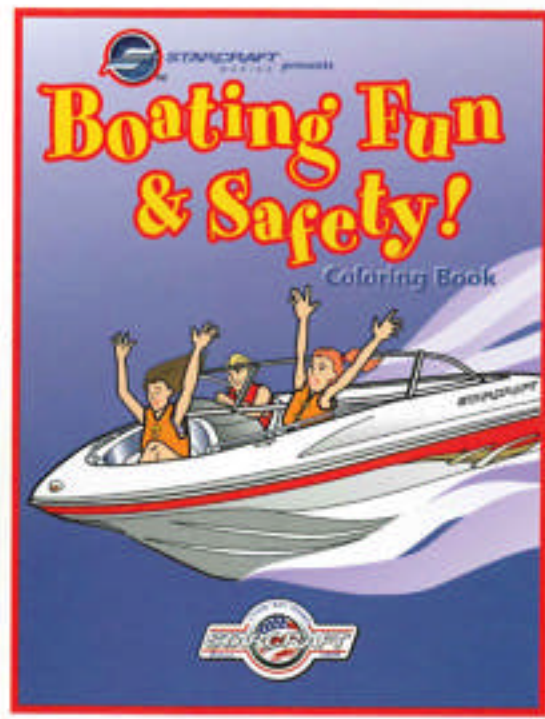
NOW YOU'RE PART OF THE FAMILY.

When you purchase a Starcraft boat, don't expect us to just send you on your way. For us, this is the start of a relationship we hope will last for years to come. Our entire company is committed to making sure you get every ounce of enjoyment from your new purchase. If you ever have a question about your boat, or simply want to know more about the complete line of Starcraft pontoons, deck boats and runabouts, give us a call at 1-260-593-2500. Or visit our website at www.starcraftmarine.com. We'll be happy to send you a free brochure.



GET IN ON THE FUN. GET SMART ABOUT SAFETY.

Now there's a great way to guide your children through some important safety dos and don'ts: the Starcraft Coloring Book. Simply call 1-800-535-5722 to get your child's free copy. In addition, your child can color an original picture of your family in a Starcraft boat to join the Starcraft Kids Club. Every member receives a free T-shirt as well as other surprises throughout the year.



Starcraft Marine
281 Starcraft Drive
P.O. Box 517, Topoka, IN 46271
260-593-2500
www.starcraftmarine.com

TO ORDER YOUR FREE SAFETY COLORING BOOK,
DIAL 1-800-535-5722.

TO TALK TO THE DEALER NEAREST YOU,
DIAL 1-866-772-4538.

Connects directly to dealer. Please call during business hours.



Authorized Starcraft dealer



MERCURY
"1 On The Water"

In the interest of continuously developing the best products possible, Starcraft reserves the right to change products and specifications without notice. All representations in this catalog are believed to be correct at the time of publication. Some optional equipment may be shown in some photographs.

© 2005 Starcraft Marine. Printed in U.S.A. 305

